

OverDrive App

Getting started with the OverDrive app

Installing and authorizing the OverDrive app

1. Search your device's app store for OverDrive and install the OverDrive app.
2. Open the OverDrive app once it has finished installing.
3. Click on the **Sign Up** button.
4. Click on the **Sign in using library card** bar.
5. Use the search box to locate Kent District Library.
6. Enter your Kent District Library card number.
7. Click the **SIGN IN** bar.

Find your library

Use the search box below to search for your library. Once you find your library, you'll be taken to your library's website to sign in using your library card information.

Enter a library name

Search By Name Location

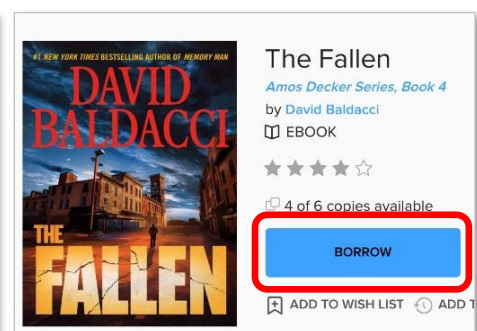
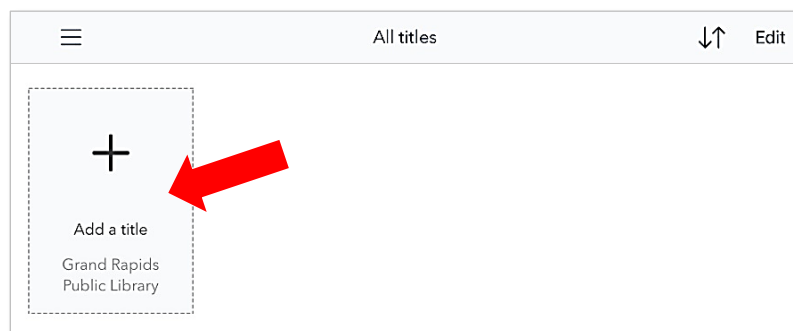
Sign into your library

CARD NUMBER

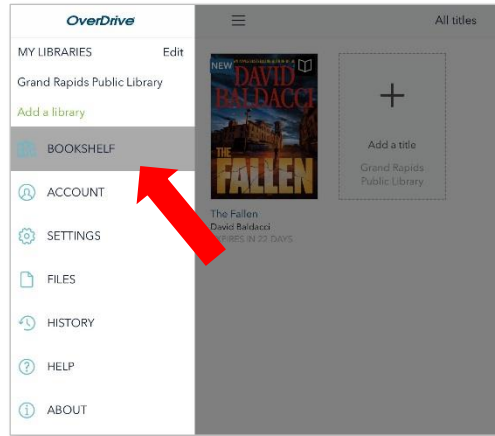
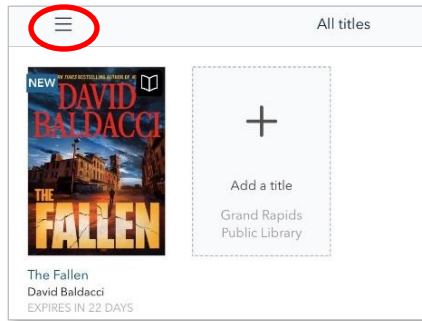
PASSWORD

Checking out and downloading ebooks and audiobooks

1. Click on the **Add a title** icon to go to KDL's ebook/audiobook catalog and browse for a book.
2. When you find a book that you would like to check out, tap **BORROW**. If all the KDL copies are currently checked out, click the **PLACE A HOLD** bar.

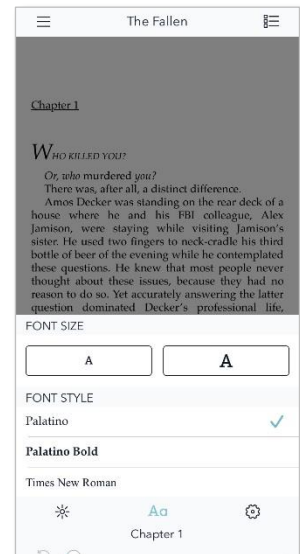


3. A pop-up window may ask you to sign in with your library card.
4. Click on the **Download epub ebook** bar and the book will download to the OverDrive app.
5. Touch the 3-bar tool in the upper left. A menu will open on the left side. Click **BOOKSHELF**.



6. Tap the downloaded book's cover to begin reading or listening.

When reading your ebook, tap the page to bring up top and bottom menus to navigate the book. Touch the letter **A** to change font size and font type. Touch the **gear** icon for more layout choices. Tap the **sun** symbol for brightness and color choices.



Downloading an audiobook takes more time than downloading a regular ebook since it's a much larger file. Be sure to give your book enough time to download to the app before closing.

If you wish to renew your book, a RENEW option will appear 3 days before the book is due. Click on that, and the book will appear in your holds. If there are no other holds on the title, you'll receive a notice that the book can be checked out again after your loan expires. If there are holds, you'll be able to borrow the ebook again when it's your turn.

If you want to return your borrowed ebook early, go to the left menu (by clicking the 3 bars in the upper left). Click on **BOOKSHELF**. Hold down your finger (long-press) on the cover of the book you wish to return early. A menu will open at the bottom of the page. Choose **Return to library** and confirm.

