

2021
**EARLY
LITERACY
CALENDAR**


LOVE
MAXIMIZE LOVE
MANAGE STRESS


TALK
SING AND POINT


COUNT
GROUP AND COMPARE


PLAY
EXPLORE THROUGH
MOVEMENT AND PLAY


READ
AND DISCUSS STORIES



Help your child get ready to read and write by doing one fun and simple activity a day!

SUN MON TUE WED THU FRI SAT



1 Happy New Year!
Make a wish for your family this year.



2 Have a dance party.

3 Count the number of shoes in your closet.

4 Draw a picture of your family. Who is the tallest? Who is the smallest?



5 Read a poetry book.

6 Take a walk outside and look for birds. How many do you see?



7 Make a warm drink to sip on while you read.

8 Sing "The Hokey Pokey."

9 **Visit the library virtually!**

10 Walk behind your family member in the snow. Make snow angels together.

11 Build a snowman. Dress it up to look like someone you love.



12 Pretend that you are a hungry creature. What will you eat?

13 Look at the windows in your house. Which one is the longest?

14 Get some toys out to play with. Sort them by color.

15 Build a tower out of things that aren't blocks.

16 Make a fruit pizza out of a piece of bread or tortilla. What can you put on it?

17 Play with play dough. Pretend you are making cookies for someone you love.

18 Read one of your favorite books two times.

19 Sing "The Wheels on the Bus."



20 Ask a family member to help you make snowflakes out of paper.

21 Tell one of your favorite stories, then read it. What could you remember?

22 Cut strips of yarn into different lengths. Sort them into small, medium and large.



23 **Visit a museum online!**

24 Look around your living room. What is the smallest thing you see?

25 Make an indoor sensory box with cotton ball snow. Add scoops and tongs.

26 Read a book while using different voices.

27 Make a card and give it to someone special. Draw a picture of yourself to put in the card.

28 Talk about the animals that might be sleeping during winter. Where are they?



29 Pretend it is summer. Get a towel out and read your book on the beach!

30 Talk about feeling words: happy, sad, scared, lonely, mad, embarrassed.

31 Count to 10 in a loud voice, soft voice, high voice and low voice.



SUN MON TUE WED THU FRI SAT

1 Read a book about groundhogs and go outside to see if you can see your shadow.

2 Draw letters in the snow.



3 Use blankets to make a fort.



4 Learn a joke and tell it to someone in your family.

5 Cut out different size hearts. Use hearts to make an animal and glue it on paper.

6 Have quiet reading time today.

7 Practice counting to 10. Count on your fingers. How high can you count?

8 Make Valentine's cards for your family.



9 Look around the room and play "I Spy" with numbers you see in the room.

10 Have a red-themed meal today.

11 Read a book about Valentine's Day.

12 Write the letter O and draw a picture inside.

13 **Visit the library!**

14 Happy Valentine's Day! Tell someone you love them.



15 Sing "Mary Had a Little Lamb." Try out other animals, too.

16 Do a puzzle together.



17 Use cotton swabs to form letters. Can you make the letters in your name?

18 Read your favorite book.

19 Stack blocks to make a tower as high as you can.

20 Play peek-a-boo.

21 Match pictures with the letters they start with.

22 Play with play dough.

23 Give 10 hugs. Count as you hug.

24 Let your child help you measure and mix while cooking today.

25 Tell your mom or dad about your favorite book.



26 Gather some toys that can get wet and take a bath. See what floats.

27 **Visit the library!**

28 Sing "Twinkle, Twinkle, Little Star." Sing it again fast and slow.



SUN MON TUE WED THU FRI SAT

1 Fill a bowl with water. Use items around the house to see if they will sink or float.

2 Practice drawing or writing letters in shaving cream or pudding.

3 Read *Pete the Cat and his Four Groovy Buttons*. Count the buttons on each page.

4 Play music and move to the beat.



5 Count the letters of the alphabet.

6 What words rhyme with "cat"?

7 Draw your child's name in crayon. Trace the name in different colors of the rainbow.

8 Make a collage with tissue paper. Tear it into small pieces and glue them to paper.

9 Find a colorful magazine picture. Make a puzzle by cutting it into pieces.

10 Go on a walk outside. Count the number of trees you see.



11 Practice breathing like a bumblebee. Take a deep breath in and buzz out!

12 Sing "The Itsy Bitsy Spider." Can you do the motions with your feet?

13 **Visit the library!**

14 Listen to a song you both love and snuggle together.

15 Build a fort. Pretend you are a bear in a cave.



16 Take a picture walk through a new book by "reading" the pictures.

17 St. Patrick's Day! Read a book with a green cover.



18 Write down as many words as you can that rhyme with "dog" and "tree."

19 Find a feather. Try blowing on it gently and hard to see what happens.



20 First day of spring! Do 20 jumping jacks to celebrate.

21 Draw the letters in the alphabet. Use a cotton swab and paint to dab each letter.

22 Mix up your shoes and socks and have a matching contest. Can you find the pairs.

23 Make a cozy place to read with pillows. Cuddle up with a favorite book.

24 Sing "Twinkle, Twinkle, Little Star" while wiggling your fingers in the air.

25 Make a play dough maze by tracing a path with your finger. Roll a marble through it.

26 Sing the ABC song to the tune of "Mary Had a Little Lamb." Can you do it?

27 **Visit the library!**

28 Write down three things you love.



29 Draw zigzags on strips of paper. Snip the lines with scissors.

30 Read a book in a whisper, then read the same book with a loud voice.

31 Act out and sing "I'm a Little Teapot."



SUN MON TUE WED THU FRI SAT



- 1 Look at the toys around your house and sort them based on their colors or size.
- 2 Collect empty boxes and build something together out of them.
- 3 Take a walk through your neighborhood and point out and name shapes.

- 4 Play with measuring cups. What cup holds the most? What holds the least?
- 5 Plant a sunflower! Talk about the changes you see happening as your plant grows.
- 6 Read a book about springtime and compare it to what's happening outside.
- 7 Cut up raw vegetables or fruits and talk about their colors together.
- 8 Sing a song you remember from your childhood or find a new favorite song.
- 9 Draw on white paper with a black crayon, then on black paper with a white crayon.
- 10 Visit the library!




- 11 Give each other a hug!
- 12 Pretend you are different animals. What do they sound like? How do they move?
- 13 Play music and dance together.
- 14 Gather scraps of fabric. Feel and look at the patterns, colors and textures.
- 15 Reuse envelopes and practice stamping on them. Deliver your "mail" to someone.
- 16 Find a good bedtime book and snuggle up together.
- 17 Make a list of special people in your life and talk about what they like to do.



- 18 Put music on in the car and sing along together.
- 19 Check out an informational picture book and look at the photographs together.
- 20 Spring clean together! Sweep, dust and pick up. Children love to be helpers!
- 21 Make a collage of your favorite things by cutting out pictures from old magazines.
- 22 Celebrate Earth Day! Go on a nature walk and collect sticks, leaves and stones.
- 23 See how many birds you spot today and track them as they fly across the sky!
- 24 Visit the library!



- 25 Play with water outside. Fill a tub with water and put in cups and other containers.
- 26 Roll a ball back and forth together. Practice catching and throwing.
- 27 Read a book about feelings and talk about it together.
- 28 Go to the grocery store. Point out different foods and name them and describe them.
- 29 Find a wordless book and make up the story together based on the pictures.
- 30 Look at the backs of cereal boxes together and talk about what letters you see.



SUN MON TUE WED THU FRI SAT



1 Make a list of your family members. How many are there?

8 **Visit the library!**

15 Try something new together today!

22 **Visit the library!**

29 Play music and move to the beat. Pause the music and freeze.

2 Play classical music and have a dance party.

3 Draw pictures of your favorite foods and label them.

4 Sing one of your favorite songs to a favorite person!



5 Sing "Baa Baa Black Sheep." Sing it again quiet and loud.

6 Have a color themed lunch today.

7 Make homemade shakers by filling plastic eggs with dried beans.

9 Make up a song about what your family is doing this weekend.

10 Find and name the letters you see at the grocery store as you shop.

11 Write a list of all the things you like to do in the spring.

12 Find shapes in the buildings and signs around you.

13 Pretend you are jumping in the puddles in the rain. SPLASH!



14 Read a book and talk about the parts of the book: cover, back, etc.

16 Play color "I Spy" and find things of different colors in the room.

17 Go for a walk and count the flowers you see.



18 Lay on your stomach and raise your arms and legs and pretend to fly!

19 Help mom or dad write the shopping list.

20 Tell your family some things that you love about them.

21 Use a paper lunch bag to make a puppet and tell a story.



23 Sprinkle sugar on a cookie sheet and write numbers in the sugar.

24 Read your favorite book together.

25 Make an indoor sandbox: oatmeal in a tub with scoops and shovels.

26 Count the beds in your house. Which one is the biggest? Which one is the smallest?



27 Play with play dough and talk about what you're making.

28 Draw a picture of what you see from a window in your house.

30 Talk about feeling words: happy, sad, scared, lonely, mad, embarrassed.

31 What words rhyme with "cap"?

SUN MON TUE WED THU FRI SAT

1
Line up the stuffed animals in your house and count them.

2
Write a list of all the things you like to do in the summer.

3
Eat something green with your lunch today.

4
Visit a body of water today. Is it a lake? A pond? A swamp?

5
Find items in your house that are red.

6
Pick a nursery rhyme to practice this month until you have it memorized.

7
Hide an object and turn off the lights. Now go on a flashlight scavenger hunt!



8
When riding in the car, look for and count the number of red cars you see.

9
Sing "The Wheels on the Bus." Make up a new verse!

10
Use blocks to make a tall tower. Count how high you can stack the blocks.

11
Do a puzzle together.



12
Visit the library!

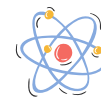
13
Read five books in a row and do five jumping jacks in between each book.

14
Take a bowl of water and a paint brush and go outside and "paint."

15
How high can you count? Can you count by fives? Tens?

16
Take a walk and talk about the colors of the flowers that you see.

17
Read a book about science.



18
Think of words that rhyme with "hop."

19
Take a drive and count the number of flags that you see.

20
Draw outside with sidewalk chalk.

21
Go on a nature walk. Find ten different leaves.



22
Plant a seed and make a plant marker with a popsicle stick.

23
Check out a book about a farm animal.



24
Thread pipe cleaners into a colander to work on fine motor control.

25
Pick three books to read before bedtime.

26
Visit the library!









27
Find a new park and play there together.

28
Use play dough to make letters.

29
Tell your family a funny story.

30
Practice cutting with pieces of scrap paper.



SUN	MON	TUE	WED	THU	FRI	SAT
				1 Count the number of steps it takes to get from your kitchen to your bedroom.	2 Use a sheet as a cape and pretend you're a superhero. 	3 Read a story outside on a blanket.
4 Happy Fourth of July! Paint with red, white and blue today. 	5 Pretend that you are angry. Take a deep breath and count to three on your fingers.	6 Give a hug to a family member every time he or she says your name.	7 Name the colors in the rainbow. 	8 Search for the first letter of your last name in a book as you read.	9 Grab two spoons and sing "Row, Row, Row Your Boat" as you row with spoons.	10 Visit the library!
11 Dig a hole in the backyard. What treasures can you find?	12 Count your fingers and toes in a funny voice.	13 Play hide and seek. Count to ten with your eyes closed. 	14 Go on a flower hunt. Can you learn the names of the flowers you see?	15 Pretend you are going to school. What would go in your backpack?	16 Make a colorful snack. Use more than three colors.	17 Make a card for someone you love. 
18 Find a book that includes an animal you like.	19 Trace your handprint. Then trace a grownup's handprint outside of yours. 	20 Find five small things you could fit in your pocket today.	21 Cut out numbers and paint them with watercolor for your windows.	22 Relax in the shade by drinking something cool and looking at the sky. 	23 Jump for all the syllables in each family member's name.	24 Visit the library!
25 Play dress up and pretend to be a mom or dad.	26 Which buildings can you see from your house? Find the tallest and the smallest.	27 Run together and pretend to chase imaginary creatures.	28 Enjoy water play by painting pictures on the sidewalk with water. 	29 Sing "If You're Happy and You Know It." Make up endings that make you laugh.	30 Check out an ABC picture book from the library. Sing the ABCs as you touch the letters.	31 Name the people in your family. What do you like about them?

SUN	MON	TUE	WED	THU	FRI	SAT
1 Draw outside with chalk. Draw pictures, shapes and letters.	2 What rhymes with "dad"? Silly rhymes are OK, too!	3 Go on a hunt for blue items in the room. Line them up and talk about what you found.	4 Use buckets and brushes and have a car wash for your toys. 	5 Sing "The Itsy Bitsy Spider." Sing it fast and slow.	6 Play a board game. Try playing while lying on your stomach.	7 Take a nature walk and collect items. Staple baggies to paper and make a nature book.
8 Tell a family member what you love about him or her. 	9 Read a favorite book. Draw a picture about the book and talk about it.	10 Count the stairs as you walk up and down today.	11 What are your favorite animals? Can you make their sounds? Try moving like them!	12 Let your child pick the books you read today. Ask your child why he/she picked that book.	13 Make a fish. Cut a wedge from a paper plate. Glue that piece on the opposite side. 	14 Visit the library!
15 Play with play dough. Can you shape it into letters?	16 How many words can you think of that begin with the letter "L"? Look around the room.	17 Unroll yarn on the ground to imitate a tightrope. Walk the line with a toy on your head. 	18 Borrow an audiobook from the library.	19 Cut alphabet letters out of magazines or newspapers and make words.	20 Play peek-a-boo.	21 Have quiet reading time today.
22 Visit a new park! 	23 Sing "Head, Shoulders, Knees and Toes." Sing it fast and slow.	24 Have a yellow-themed lunch today.	25 When at the store, search for the letters in your name. Look on signs, boxes, etc.	26 Practice throwing balls into a laundry basket.	27 Make a reading tent. Put blankets or sheets over chairs and crawl in to read.	28 Visit the library!
29 Pick out a new meal to cook. Read through the recipe together as you make it.	30 Think of something new you're going to do soon. Talk about what to expect.	31 Finger paint. Mix corn syrup and food coloring. Use it to write letters on paper.				

SUN	MON	TUE	WED	THU	FRI	SAT
			1 Use a cardboard box to make a rocket ship.	2 Blow bubbles outside. Pop them with different parts of your body.	3 Sing "Old McDonald." 	4 Go on a nature walk outside. What can you find that's green?
5 Read a book and then watch the movie. Talk about what is different.	6 At bedtime, sing a song together and talk about what you did today.	7 Read under a blanket with a flashlight.	8 Play with a balloon. Count how many times you can hit it before it hits the ground. 	9 While you listen to music, use an empty container and spoon to drum out the beat.	10 Use play dough to create the perfect pretend meal.	11 Visit the library!
12 Have a picnic inside or outside. 	13 Fill a bag with various items and have your child reach in and guess what they are.	14 Go on a letter hunt and see what letter shapes you can find in the world around you.	15 Look at pictures of farm animals and talk about what sounds they make.	16 Find some sticks, pine cones and outdoor materials to make a house. Who lives there? 	17 Staple some pieces of paper together and make a book about your favorite things.	18 While driving, point and count the number of trucks you see.
19 While dinner is being made, close your eyes and describe what you hear and smell.	20 Go to the park and talk about locations like up, down, around, under, in, out, etc. 	21 Dress up and pretend you are a veterinarian. Do check-ups on your stuffed animals.	22 Say a rhyme like "Hickory Dickory Dock." Say it in a high voice and a low voice.	23 Sing the alphabet song.	24 Pretend you are going to the zoo. What animal noises can you make?	25 Visit the library!
26 Read a book by looking at the pictures. What is happening in the story?	27 Use yarn and tape to make an obstacle course in the hallway.	28 When reading a rhyming book, pause and see if your child can guess the word.	29 Read a favorite book and pretend to be a character from the book.	30 Create a picture together using things you see outside.		

SUN	MON	TUE	WED	THU	FRI	SAT
					1 Read or retell a favorite story together.	2 Check out a book about pumpkins and look at the different sizes and shapes they have.
3 Make a maze by placing masking tape on a flat surface. Drive cars through it.	4 Go on a hunt to find orange items together. How many can you find?	5 Pick out a book and look at the cover together. What do you think the story is about?	6 Listen to music and draw together. 	7 Sing a favorite nursery rhyme together like "Mary Had a Little Lamb."	8 As you eat a snack, ask questions like, "How many crackers will you have left if you eat one?"	9 Visit the library!
10 Read a book about the moon and talk about how it changes its shape. 	11 Look or go outside and describe the weather. What weather do you like best?	12 Smell different spices together and talk about which ones you like and don't like.	13 Play with play dough.	14 Make an instrument! Empty coffee cans can be drums!	15 Bake cookies together and let your child help stir the ingredients. 	16 Cut pieces of yarn and mix with glue in a bowl. Create a picture with yarn and let it dry.
17 Look for the first letter of your child's name in books or on signs.	18 Sing "Old McDonald Had a Farm" and practice different animal sounds.	19 Rake leaves into different sized piles. Which one do you think has the most leaves? 	20 Make a cozy reading spot with pillows and blankets and spend time cuddling.	21 How many words can you think of that rhyme with "cat"?	22 Learn how to say "hello" or another word in sign language together.	23 Visit the library!
24 Make up a story together and draw the characters.	25 Make patterns together out of different colored milk caps, paper clips or crayons.	26 Read two books about the same animal. Talk about the similarities and differences.	27 Are you dressing up for Halloween? Tell someone about your costume.	28 Think of all the things you'd like to do today. Make a list and cross them off. 	29 Practice making faces and talk about feelings. What's your silly face? Sad face?	30 Use contact paper taped to a window to create a colorful leaf collage.
31 Happy Halloween! 						

SUN MON TUE WED THU FRI SAT

1 How many pretend cookies can you make out of play dough?

2 Play Simon Says. Take turns being Simon.

3 Sing "There Were Ten in the Bed." Act it out with your toys.

4 Walk around your neighborhood. Do the trees still have any leaves?

5 Gobble like a turkey. What other animal sounds do you know?

6 Cut up a magazine picture. Mix the pieces up and put it back together like a puzzle.



7 Look at and talk about a family photo. Tell a special story about your family.

8 Try a new food. What does it taste like? How does it smell?



9 Take a bubble bath and pop bubbles in the bathtub! Count how many you pop.

10 Dress up like your favorite character. What will your character do today?

11 Read a book about birds. What do different kinds of birds do when the air turns cold?



12 Cuddle up with your favorite person and read your favorite story together.

13 Visit the library!

14 At bedtime, use a flashlight to make shadow puppets. Tell a story about them.

15 Make a noodle or cereal necklace by threading pieces onto yarn or pipe cleaners.

16 Check out a kids' cookbook and try a new recipe together.



17 Make a shopping list together. Draw pictures of the items you'd like to purchase.

18 Draw a picture for your favorite grown-up showing him/her what you like to do best!

19 Find something smooth. Find something fuzzy. Which do you like better? Why?

20 Fill a bowl with dried rice. Use measuring spoons and cups to pour and divide.

21 Use painter's tape to make an indoor hopscotch course.



22 Surprise someone with a hug today!

23 Search for objects that are yellow. Are all the yellow colors the same?

24 How many squirrels do you see outside today?

25 Happy Thanksgiving! Talk about the different kinds of foods in your feast.


26 Can you find things in your house that start with the letter M?

27 Visit the library!

28 Make a box fort! Be sure to add a cozy spot for reading or resting.

29 Listen to a favorite song. Tap out the beat with wooden spoons.

30 Use washable stamp pads and paper to make fingerprint creatures.



SUN

MON

TUE

WED

THU

FRI

SAT



1 Have a red themed meal today.

2 Ask a librarian or someone special for a book recommendation.

3 Read a book about winter and compare it to what's happening outside.

4 Name some animals that live on a farm. Then sing "Old McDonald."

5 Make a happy face and a sad face on the front and back of a paper plate.

6 Play with some buttons. Count and sort them.



7 Draw large colored shapes on white paper. Tape to the floor and play hopscotch.

8 Listen to some favorite music and clap to the beat.

9 Practice cutting with scrap paper or old magazines.



10 Make a card and give it to someone special.

11 **Visit the library!**

12 How many words can you think of that rhyme with "tree"?

13 Write your child's name in big block letters. Let him/her color inside the letters.

14 Sit on the floor opposite each other and roll a ball back and forth.



15 Use blocks to make two identical structures.

16 Pick a color of the day and look for things of that color.

17 Use a clothespin to pick up small items and drop them in a cup. Count them, too!

18 Clap your hands to the syllables of the names of the people in your family.

19 Make finger paints with soap flakes, water and food coloring.

20 While at the store, look for all the letter's in your child's name.

21 Use construction paper to make placemats for your family. Write their names.

22 Reread a favorite book today. What do you like about the book?



23 What are your favorite foods to eat around the holidays? Why?

24 Sing a favorite song. Sing it fast, slow, loud and quiet.

25 Merry Christmas!



26 Play with puzzles.

27 Have quiet reading time today.

28 Create an indoor obstacle course. Use pillows and chairs so you can jump and crawl.

29 Have your child make a pattern using gumdrops or other colorful candy!

30 Fill a baggie with hair gel and a drop of food coloring. Use your finger to write!

31 Make a clock out of a paper plate and count down to midnight on it. Happy New Year!

