



Kent
District
Library

2021 Community Report

Information●
Ideas▲
Excitement!

We exist to further all people

2021 at a Glance 4-5

Strategic Plan Progress 6-7

Impact Stories 8-15

Return on Investment..... 16

COVID-19 Implications for Access and Service.. 16

System-Wide Statistics 17-19

Branch Statistics 20-40

Talking Book and Braille Center Statistics 41

Municipality Statistics 42-44

Service Area Map 45

Peer Comparison..... 46-47

I’m a huge fan of something that John Wooden, famed coach of the UCLA Bruins, said: “Be true to yourself. Make each day your masterpiece. Help others. Drink deeply from good books. Make friendship a fine art. Build a shelter against a rainy day.” Each of those little sentences epitomizes what the library is and what each of us strives to accomplish. It’s this sense of purpose that enables us to boldly dive into the unknown and serve others. Here are a couple examples:

- Hundreds of kids have completed Mission: READ, the 1,000-day reading challenge that launched three years ago to help children develop a strong love for reading and improve reading proficiency.
- More than one million items were checked out through our OverDrive digital collection, placing KDL among the top 60 libraries in the world for OverDrive circulation.
- We were once again named a *Library Journal* Star Library, based upon the level of utilization by patrons and value delivered for taxpayers.
- Library users saved \$78,383,477 in 2021 by checking out physical materials and digital items. The return on investment for taxpayers is much greater when you add the value derived from using computers, printers, study rooms, programs (in-person and online), outreach services, online databases and the personal service of library staff.

This past year has served up an incredible amount of challenges and needs, many of which could never have been anticipated. But by listening, watching, asking and learning, we’ve accomplished so much to help others, make friends, build shelters and drink deeply from good books. Thank you for being part of the KDL family and for the honor of providing service to you.

Sincerely,
Lance Werner
Executive Director



2021 at a Glance

JANUARY

- **Book Bundles introduced** - Are you ready for some new books for you or your kids, and you aren't exactly sure what titles you want? We can help! Book Bundles is a new service where you let us know what types of books you want, and we give you a collection of titles we hope you are going to love.
- **KDL partnered with Legal Aid of West Michigan to provide tax tips**, with legal aid attorneys highlighting important issues for working people and families.

FEBRUARY

- **Amy Van Andel Library – Ada Community Center officially opened on February 5.** Due to the pandemic, the grand opening and dedication event were scheduled to take place outdoors in May. The two-story, 25,786 square foot facility is located in the heart of downtown Ada. The building houses both the Amy Van Andel Library, which is managed by Kent District Library (KDL), and Ada Township's new Community Center, which offers multiple rooms and spaces for small-scale meetings and gatherings.

- **Teen Film Festival took place virtually**, celebrating a lot of amazing work by local teens. This annual event for teens is too important and fun to skip a year.

MARCH

- **Chromebook Combos introduced as part of KDL's strategy to help bridge the digital divide in Kent County.** The combos include a Chromebook and a Wi-Fi hotspot that patrons can check out. According to the U.S. Census, 14% of Kent County households do not have broadband internet. KDL now has nearly 1,000 Wi-Fi hotspots to help at-home students and workers during the pandemic. KDL also provides public-access PCs and free Wi-Fi at all 20 branch locations.

APRIL

- **KDL partnered with World Affairs Council to present a Community Resilience Series.** Pandemics, politics and persistent social problems make our communities seem more fractured and polarized than ever. Yet, we must all live together and create communities where people are safe, prosperous and healthy. KDL partnered with World Affairs Council to present a three-part series focused on community resilience. This series tackled the ways we can all work together to create stronger communities, starting right here in Western Michigan.
- **Write Michigan Teen Poetry Slam took place virtually.** We missed being in person but were thrilled to give teens a chance to express themselves through poetry.

MAY

- **Amy Van Andel Library – Ada Community Center was formally dedicated in Ada.** “My Grandmother instilled in me a lifelong love of reading through our weekly library visits. It's been a dream come true to honor that legacy by helping to build a library here in Ada,” said Amy Van Andel. “It is my hope that this becomes a place for our community not only to gather, connect and learn but also to create memories of their own for generations to come.” The new facility completes the six-year work of Ada Township's Envision Ada Campaign.
- **KDL CORE Collection introduced.** This 100-book collection consists of titles at least one year old that are close to the hearts of KDL librarians and patrons alike. These books are popular and respected, which is why KDL has purchased shiny new copies and labeled them the KDL CORE. Titles include *The Nightingale* by Kristin Hannah, *Ordinary Grace* by William Kent Krueger and *The Devil in the White City* by Erik Larson.
- **Sora was introduced to help teachers and students** tap into a collection of ebooks, audiobooks and more! Schools that are an OverDrive partner can use Sora to access the school's digital collection and connect with the KDL digital collection. Schools can choose which ebooks, audiobooks and read-alongs to offer to students.

JUNE

- **Summer Wonder went outdoors!** After taking place totally online in 2020, Summer Wonder ventured into the great outdoors for a spectacular summer of outdoor discovery, scavenger hunts, STEAM activities and lots of fun for everyone.
- **KDL teamed up with Kent County Parks for a “Find Curi” contest in local parks.** Where's Curi? was a fun opportunity to get outdoors and explore and learn this summer! People used clues to find Curi in five park sites throughout the county – Leopard Preserve in Caledonia, Palmer Park in Wyoming, Pickerel Lake Park in Rockford, Wahlfield Park in Comstock Park and Millennium Park in Walker. More than 20,000 individuals are estimated to have participated, with more than 13,000 completing the Summer Wonder challenge.

JULY

- **“Reading Bells” were installed at the Plainfield Township Branch.** This colorful, interactive work-of-art was generously donated by Art and Jo-Ann Spalding in memory of their son Douglas. The Spalding family loved the idea of having the bells outside the Plainfield Twp. Branch. Historically, bells have been used to draw people's attention to something. Churches and schools used them to draw people in. Patrons of all ages are invited to ring the bells when they visit the library.

AUGUST

- **KDL Executive Director Lance Werner was appointed to the Library of Michigan Board of Trustees** by Speaker of the House Jason Wentworth.

SEPTEMBER

- **Darius Quinn was named the 2021 Library Champion.** Quinn is recognized for his work in helping KDL move toward ensuring their library services better reflect the diverse needs of the community. His efforts as a consultant to KDL's administration and EDI workgroup have been inspiring, and his measured approach to helping to grow KDL's organizational culture around inclusiveness has been invaluable. He has facilitated community discussions and collaborative efforts between KDL and under-served communities to promote the library to all of Kent County.
- **Write Michigan began its tenth year.** This state-wide short story competition expanded with three additional libraries joining KDL in celebrating storytelling and personal expression through short stories.
- **The seventh annual Literary Libations gala took place** at Frederik Meijer Gardens & Sculpture Park. The event was once again sold out and featured presentations by authors Christopher Cosmos, Catherine Coulter, Rebecca Deng and Peter Heller. Catherine Behrendt from WZZM emceed the event and conducted a fascinating interview with Rebecca Deng. The event celebrated teen poetry with a special presentation by Marcel “Fable” Price of The Diatribe.

- **In-person indoor programs resumed** for the first time since the beginning of the pandemic, with more than 1,000 programs scheduled for fall.

OCTOBER

- **The City of Grandville celebrated the opening and dedication of the new Grandville Library Expansion and Community Commons.** The expansion added more than 7,000 square feet to create a total of 26,535 square feet of state-of-the-art library and community space. The building is owned and operated by the City of Grandville and houses the public library, which is operated by Kent District Library. Fishbeck served as architect and construction manager of the project.

NOVEMBER

- **New remote printing services were introduced**, including easier curbside printing and mobile printing. Upload prints from home or on any of your devices and pick them up at any KDL location via curbside or in-branch pickup.

DECEMBER

- **KDL Vibes launched**, providing commercial-free music streaming by local musicians. Vibes provides regional artists with a platform to share their music and gives patrons a portal to all of the awesome talent and musical expression that these artists have to share.

Strategic Plan Progress



The new KDL Strategic Plan was introduced with 2021 initiatives focused on a clear purpose and vision:

PURPOSE: We exist to further all people.

VISION: KDL will be an indispensable community resource for enriching lives through access to personal discovery for all.

The initiatives in the first year of the three-year strategic plan are delivering value and impact for individuals and strengthening our community.

For additional details, including quarterly updates, see kdl.org/strategic-plan.

Equity, Diversity and Inclusion

Align all library services, staffing makeup and partnerships to be reflective and inclusive of the diverse communities we serve.

INITIATIVE #1: Develop a plan to increase staff Cultural Intelligence by first determining how to measure it, establishing a baseline and setting a target.

STATUS: Completed. All staff participated in training on recognizing and addressing unconscious bias and microaggressions. Training will continue throughout 2022.

INITIATIVE #2: Develop a diversity plan for evaluating library materials to ensure offerings are reflective of the community.

STATUS: Completed. The plan for how to tag all materials, new and existing, is in motion and was tested successfully with the Adult Fiction section.

Engagement and Service

Increase the value delivered to the community by focusing on demonstrated needs.

INITIATIVE #3: Develop a systematic process for identifying our communities' unmet/emerging needs.

STATUS: Completed. A comprehensive survey of people throughout the community was conducted, including people who do not use the library, to identify the unique challenges being faced. The top challenges identified are:

1. Mental health
2. Earning a living wage
3. Homelessness

The results of this survey will inform our decisions and priorities for library services and resources.

Sustainability

Evaluate and streamline operational, environmental and fundraising processes to ensure a sustainable library.

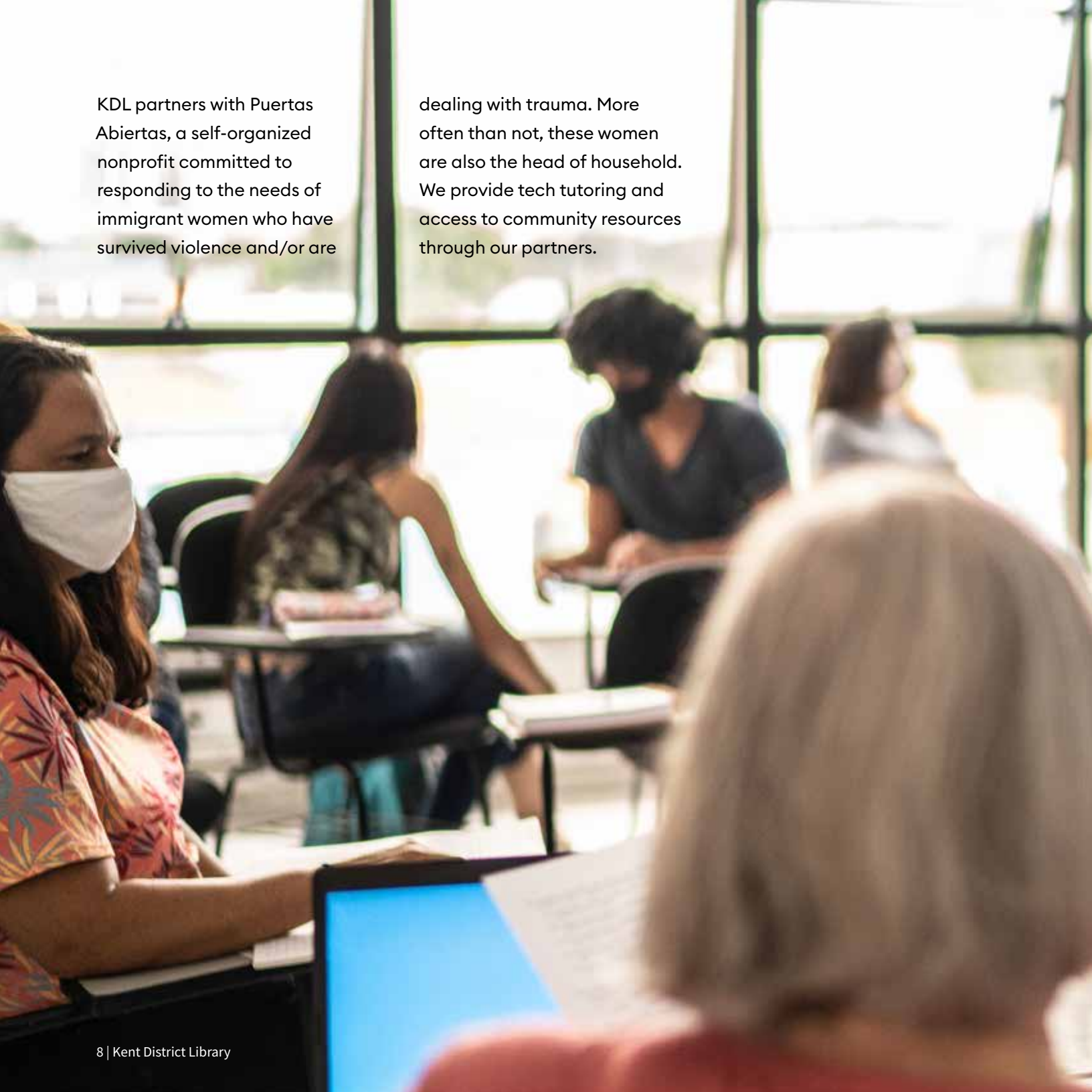
INITIATIVE #4: Complete a feasibility study for establishing a separate 501(c)(3) foundation to increase private donation funding to supplement tax support.

STATUS: Completed. It was determined that KDL should instead grow its endowment. New strategies are now in place to grow the endowment and establish best practices and policies.

INITIATIVE #5: Map, improve and refine operational processes for:

- Displays and Merchandising
- Weeding Standards and Sustainable Partnerships

STATUS: Partially completed, with work continuing through 2022 due to COVID-19 implications.



KDL partners with Puertas Abiertas, a self-organized nonprofit committed to responding to the needs of immigrant women who have survived violence and/or are

dealing with trauma. More often than not, these women are also the head of household. We provide tech tutoring and access to community resources through our partners.

Opening Doors with Tech Tutoring

“The contribution that KDL has made to us is invaluable. Staff members approached the ladies with kindness and touched their hearts with inspiring storytimes, an experience that some of them have never had before. They told them that they belong to the library and showed them how to access a multitude of resources, such as English learning tools and tech tutoring classes, to help them be more independent. They also welcomed the help of some of the ladies in volunteer roles within the same group, which gave them a sense of value and pride in their work. This has opened their view of the world for many of them. KDL has opened the door to a life and options that they never knew they had, and these are not only for them, but their children.”

– Andrea Inostroza, Executive Director, Puertas Abiertas

“Neighbors helping neighbors” is a good way to describe the partnership between Feeding America West Michigan and KDL. The headquarters for the two organizations are just down the street from one another, so it is natural for them to partner to provide essential fuel for hungry bodies and minds.

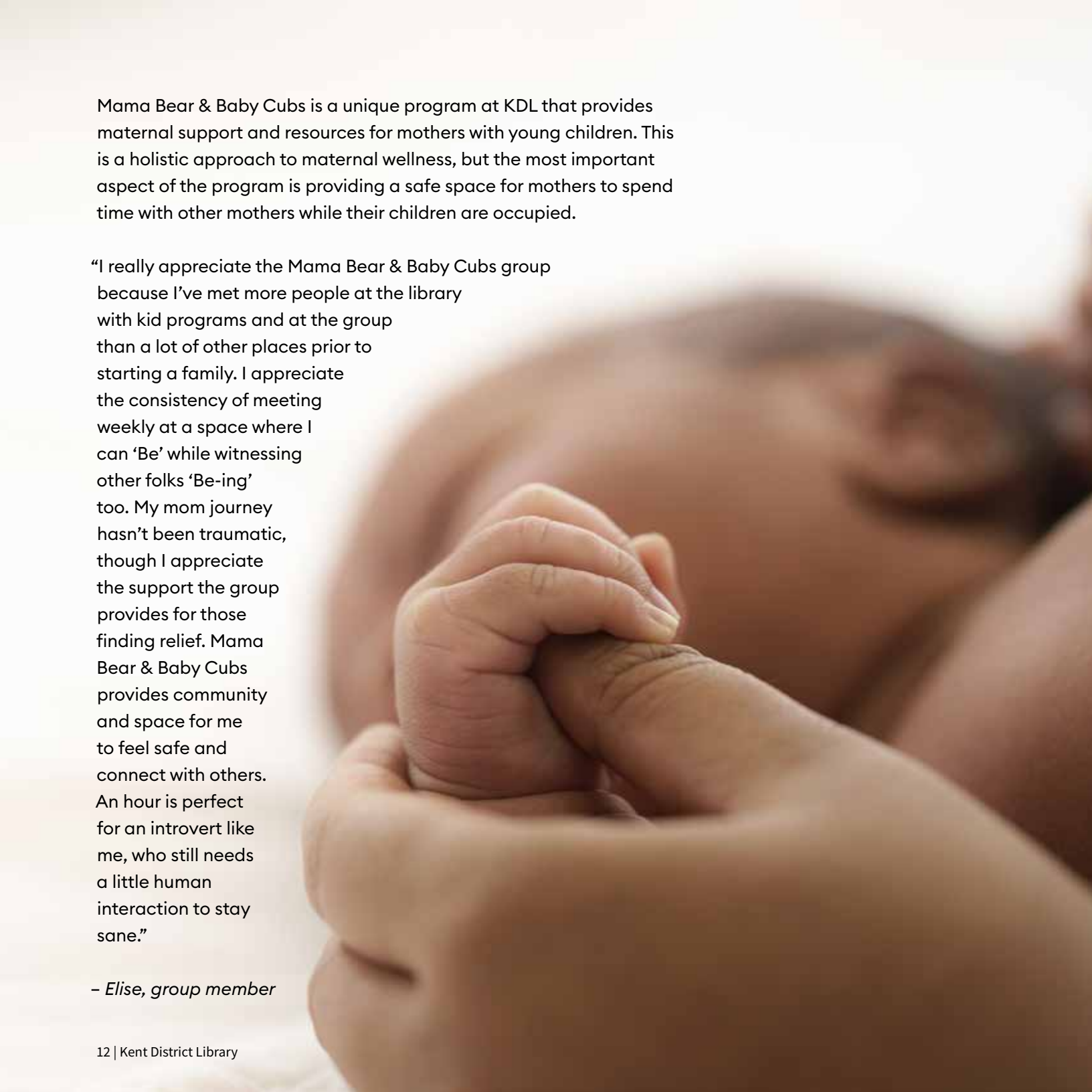
Over the past few years, KDL has actively participated in the fight against food insecurity through our connection with Feeding America West Michigan. The Bookmobile team joins monthly Feeding America food distributions taking place at neighborhood churches, area schools and apartment complexes. These opportunities allow the team to connect clients with library resources, Little Free Library materials, programming information, access to Wi-Fi and tech tutoring.

Feeding Bodies and Minds

Over the last three summers, KDL has partnered with Feeding America West Michigan and the State to provide healthy lunches to students in our communities while school is not in session. What began in 2019 with four branches serving 2,269 meals has now grown to include 15 branches and the Bookmobile. This summer we provided 11,742 meals to students.

Additionally, in recognition of the growing need for access to good food, several KDL branches have started providing permanent food pantries. Other grassroots non-profits who have worked with KDL's Community Engagement department have also been connected to Feeding America West Michigan so that new partnerships can flourish. In very real and tangible ways, KDL is making a difference through this important relationship.





Mama Bear & Baby Cubs is a unique program at KDL that provides maternal support and resources for mothers with young children. This is a holistic approach to maternal wellness, but the most important aspect of the program is providing a safe space for mothers to spend time with other mothers while their children are occupied.

“I really appreciate the Mama Bear & Baby Cubs group because I’ve met more people at the library with kid programs and at the group than a lot of other places prior to starting a family. I appreciate the consistency of meeting weekly at a space where I can ‘Be’ while witnessing other folks ‘Be-ing’ too. My mom journey hasn’t been traumatic, though I appreciate the support the group provides for those finding relief. Mama Bear & Baby Cubs provides community and space for me to feel safe and connect with others. An hour is perfect for an introvert like me, who still needs a little human interaction to stay sane.”

– Elise, group member

“Be-ing” with Mama Bear & Baby Cubs

“Mama Bear & Baby Cubs has become a sacred space for me professionally and personally. I started this group after observing a need for moms to gather and talk about real things; it was naturally happening after storytime. I realized that other moms were craving a space to share their stories and their struggles. I had a traumatic birth experience, struggled through postpartum depression, grieved a miscarriage and was raising two little girls of my own. Moms need moms and we can’t do it alone.

I decided to pursue training in restorative practices so I would be better equipped to lead a group of mothers going through hard things. We take the time to celebrate together, mourn together, vent together and listen together. We are practicing truly seeing and hearing each other as mothers and as individual women. We do this while children play loudly around us, sipping coffee and holding babies. The library is a safe space without expectations, which makes this group so special.”

– Abby Black, KDL Librarian and Creator of Mama Bears & Baby Cubs

A KDL library card can now give patrons free access to area attractions. KDL is pleased to introduce the PerkPass! The PerkPass allows patrons to enjoy a free general admission to Frederik Meijer Gardens and Sculpture Park, Grand Rapids Art Museum, Grand Rapids Public Museum and Grand Rapids Children's Museum. More partnerships will be added over time.

This program allows families to visit places they otherwise might not have been able to visit. At no cost, they can experience some of the wonderful cultural experiences our area has to offer.



Providing Access for All with PerkPass

KDL patrons ages 18 and older can reserve passes online, print their passes and visit their attraction on the date they reserved.

“We got the opportunity to go to the GRAM in August – my husband and I with our 6-year-old daughter. Our daughter loves art! She was extremely inspired by the art and the diversity of the artists’ work. She also really enjoyed the crafts and cute hands-on creation station. We were also really impressed with the kindness and patience from all the GRAM staff. We plan to return for another visit this winter. Thank you KDL for offering this great opportunity!”

– Senada Miller, Plainfield Twp. Patron and PerkPass User



Return on Investment

Library users saved \$78,383,477 in 2021 by checking out physical materials and digital items. The return on investment for taxpayers is much greater when you add the value derived from using computers, printers, study rooms, programs, outreach services, online databases and the personal service of library staff.

	2021	2020
Physical Items Checked Out (Does Not Include Renewals)	2,728,293	1,733,496
Total Estimated Value of Physical Items Checked Out	\$51,347,428	\$65,314,442
Users Who Checked Out Physical Items	68,334	60,106
Average Value per User for Physical Items	\$751	\$1,087
Digital Items Checked Out	1,703,752	1,715,073
Total Estimated Value of Digital Items Checked Out	\$27,036,049	\$25,634,264
Users Who Checked Out Digital Items	45,448	41,872
Average Value per User for Digital Items	\$595	\$612

COVID-19 Implications for Access and Service

2020

March – All KDL locations closed to the public and circulation of physical materials halted. Online programming and outreach services were introduced.

June – Curbside service introduced.

August – Branches re-opened to in-person visits with limited hours.

September – Normal branch hours resumed, with the exception of being closed on Sundays.

October – Branch capacity increased to 50%.

November – Returned to curbside and online service only.

2021

January – Branches re-opened to in-person visits.

June – Outdoor programming resumed.

September – In-person, indoor programming resumed for core programs.

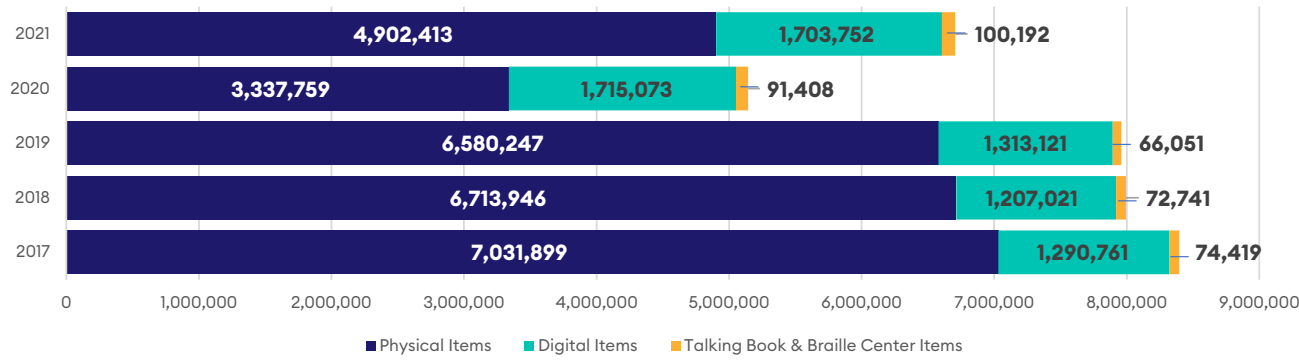
Innovation

While branch operations were closed or limited, KDL staff developed several new initiatives, including:

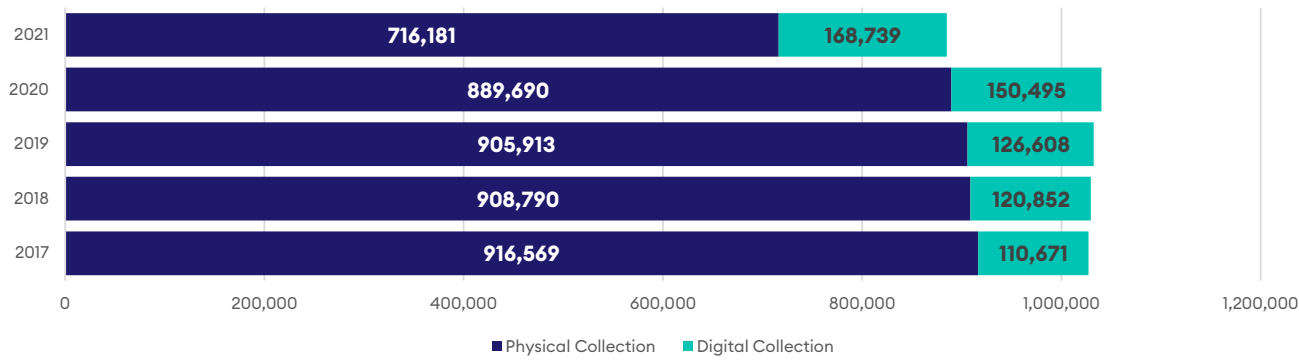
- Curbside pickup and printing
- Online live-streamed programs and outreach for all ages
- TBS language translation workstations
- Book bundles
- Nearly 1,000 Wi-Fi hotspots added
- Summer Wonder
 - 2020: Virtual with workbooks mailed to homes
 - 2021: Outdoors with Kent County Parks
- Chromebook combos (computer plus a Wi-Fi hotspot) introduced

System-Wide Statistics

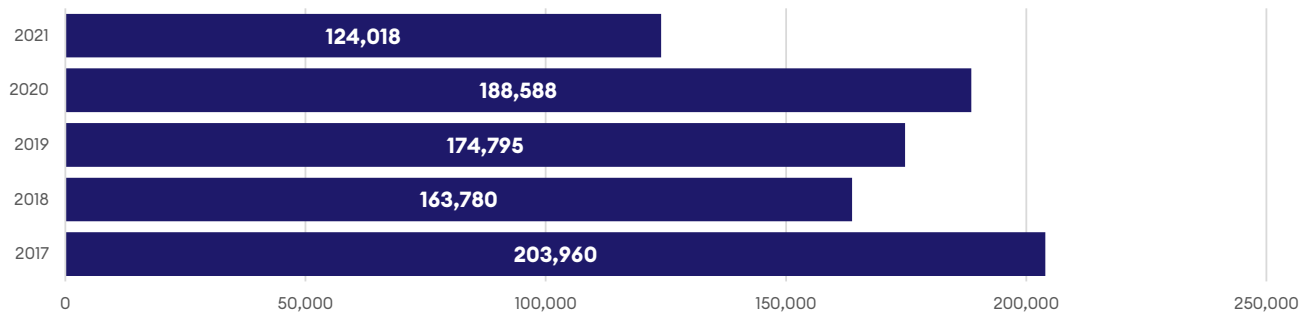
Physical and Digital Circulation



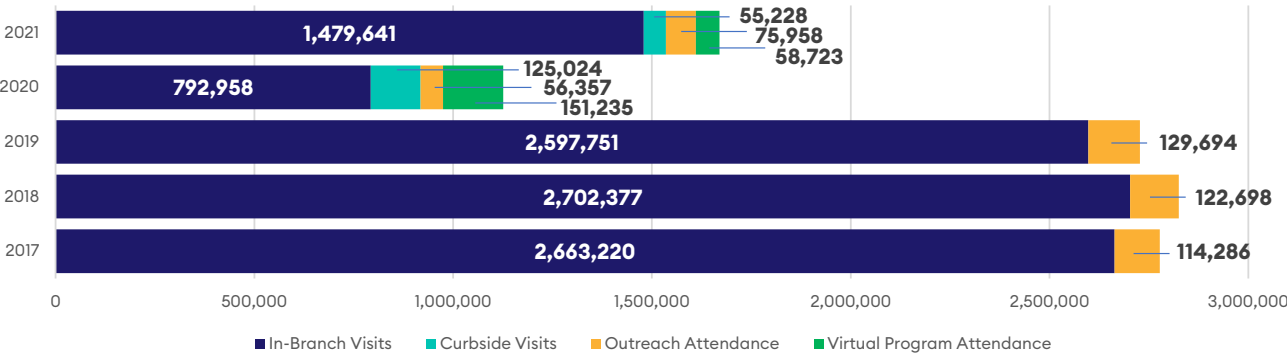
Collection Items



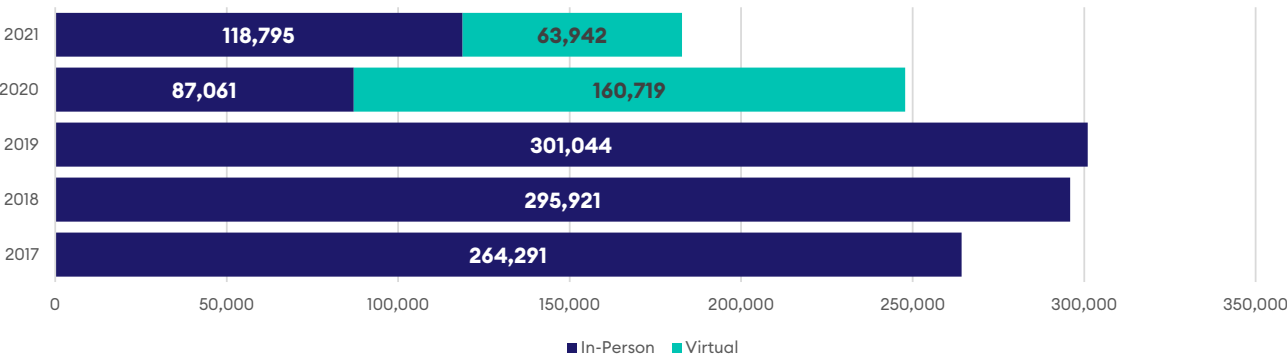
KDL Active Cardholders



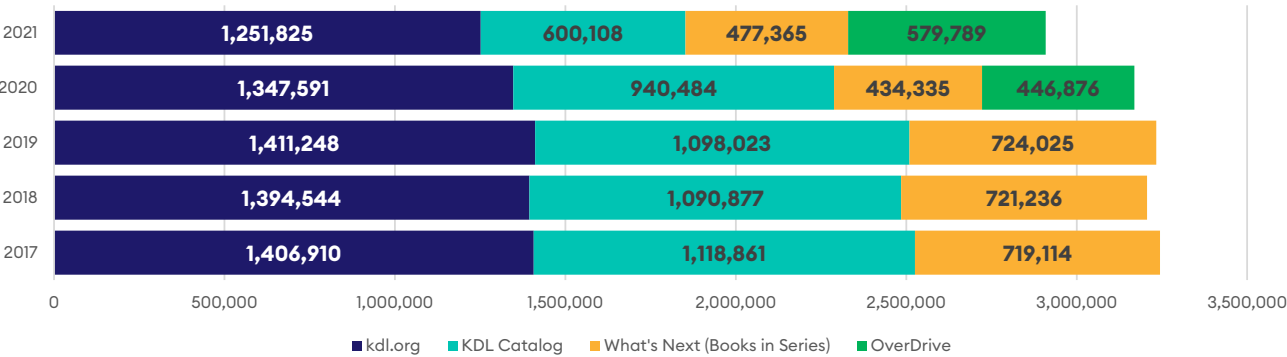
People Served



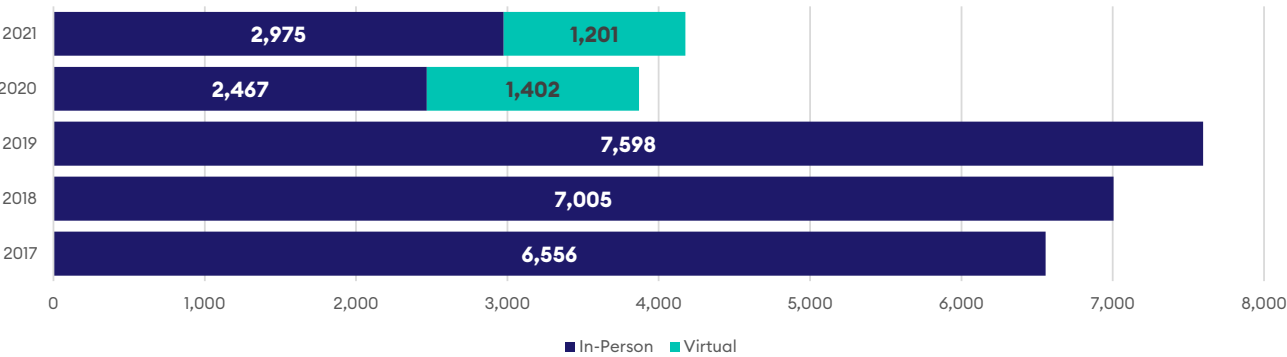
Program and Outreach Attendance



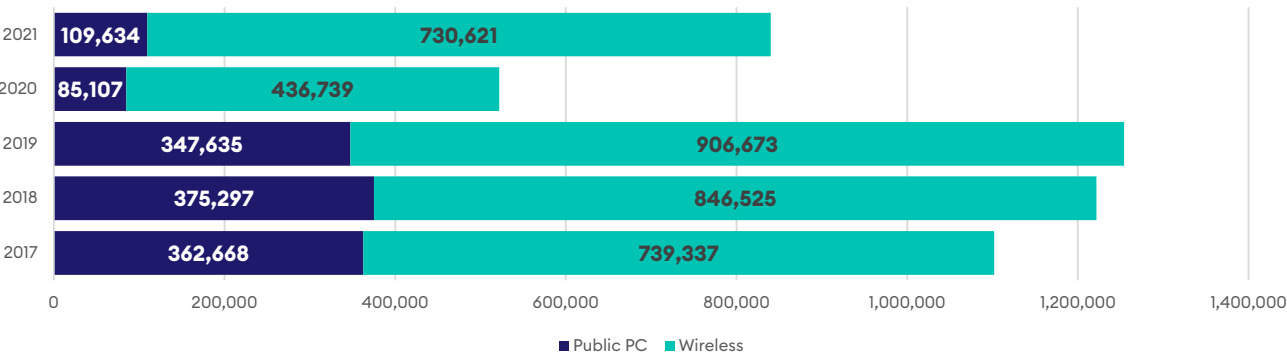
Online Visits



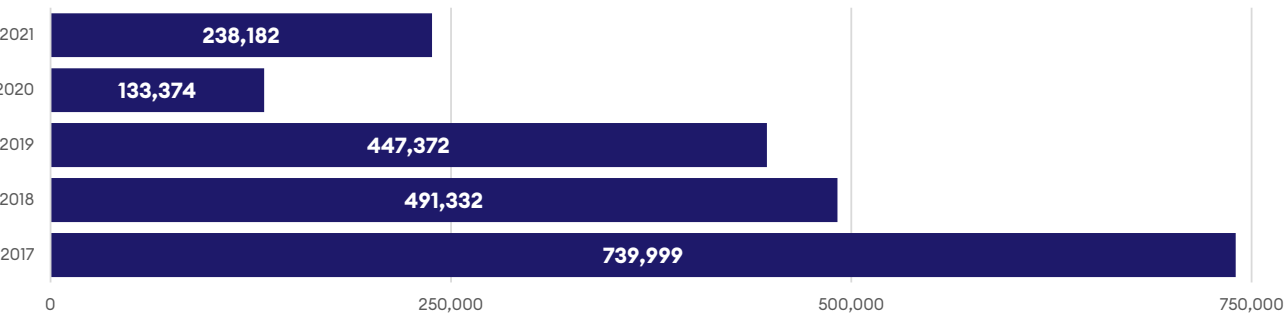
Program and Outreach Events



Computer Log-Ins



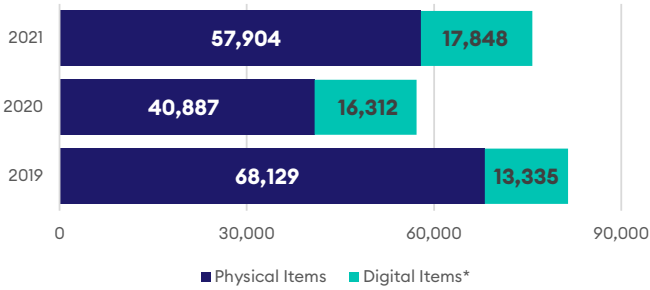
Reference Questions



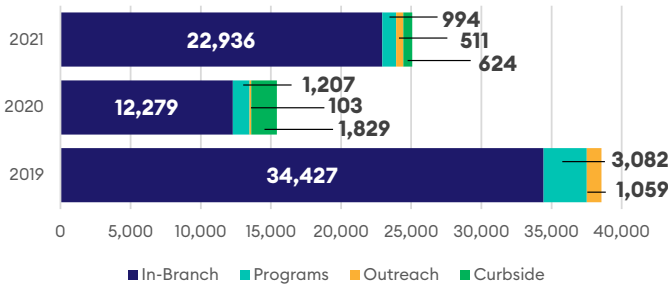
Alpine Township Branch Statistics

Regional Manager I:Liz Knapp
Regional Manager II:Craig Buno
Physical Collection Size:10,309 (1.4% of total)
Building Size:4,862 sq ft
Public Computers:5
Staff:4.3 FTEs
Open Hours:40 hrs/wk

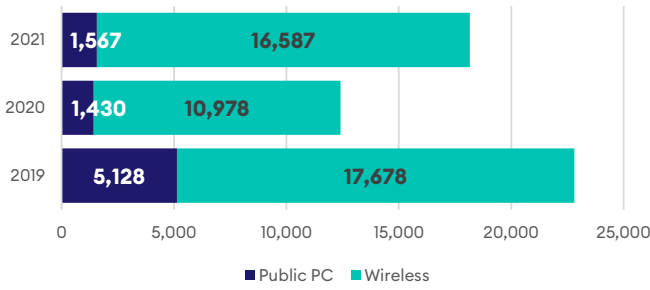
Circulation



People Served



Computer Log-Ins

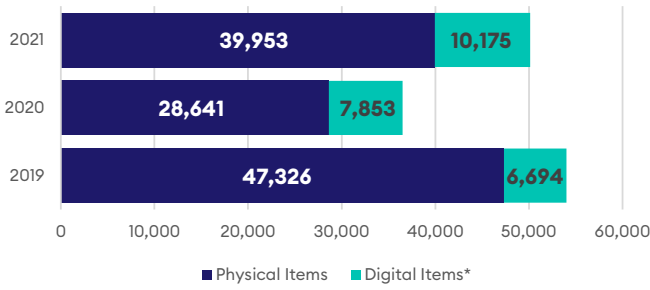


*2019 data based upon cloudLibrary, 2020 is a combination of cloudLibrary and OverDrive and 2021 is OverDrive only. Does not include Hoopla and other digital resources.

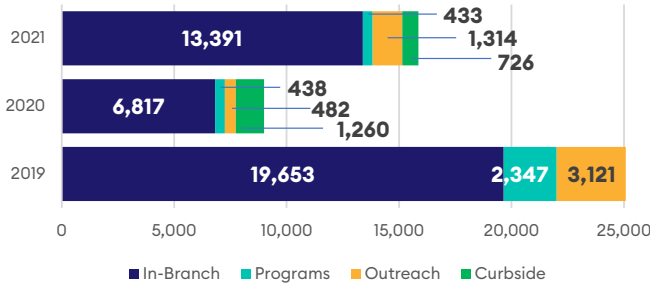
Alto Township Branch Statistics

Regional Manager I:Sandy Graham
Regional Manager II:Kurt Lardie
Physical Collection Size:11,058 (1.5% of total)
Building Size:5,795 sq ft
Public Computers:3
Staff:3.1 FTEs
Open Hours:38.5 hrs/wk

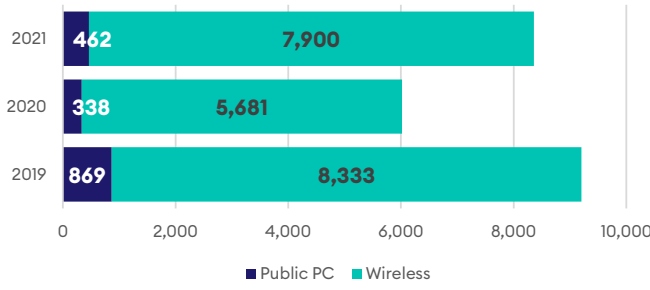
Circulation



People Served



Computer Log-Ins



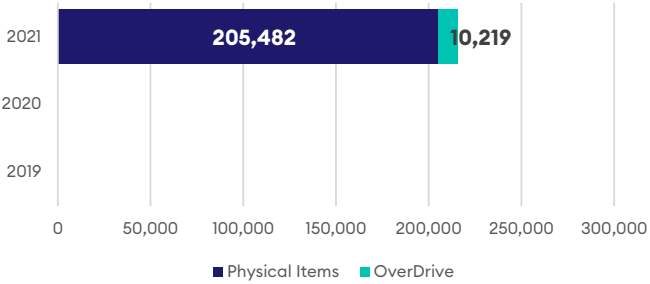
*2019 data based upon cloudLibrary, 2020 is a combination of cloudLibrary and OverDrive and 2021 is OverDrive only. Does not include Hoopla and other digital resources.

Amy Van Andel Library Statistics

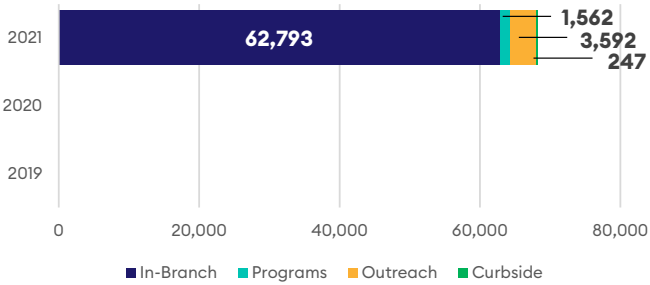
Regional Manager I:Scott Ninemeier
Regional Manager II:Shaunna Martz
Physical Collection Size:23,913 (3.3% of total)
Building Size:25,786 sq ft
Public Computers:4
Staff:8.3 FTEs
Open Hours:49 hrs/wk



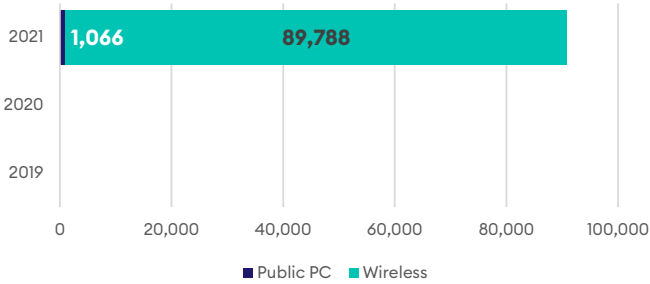
Circulation



People Served



Computer Log-Ins

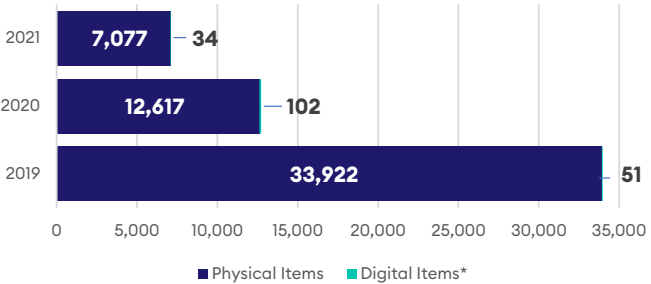


Bookmobile Statistics

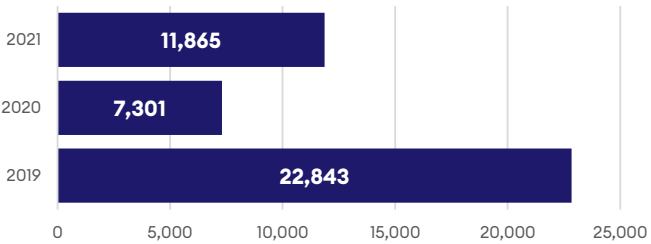
Community Engagement
Manager:Sara Proaño
Physical Collection Size:6,208 (0.9% of total)
Vehicle Size:306 sq ft
Public Computers:0
Staff:3.0 FTEs
Open Hours:Varies



Circulation



People Served

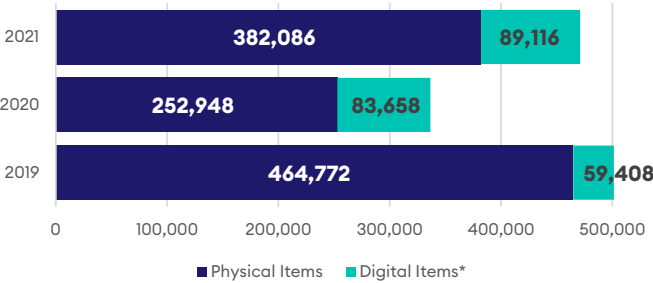


*2019 data based upon cloudLibrary, 2020 is a combination of cloudLibrary and OverDrive and 2021 is OverDrive only. Does not include Hoopla and other digital resources.

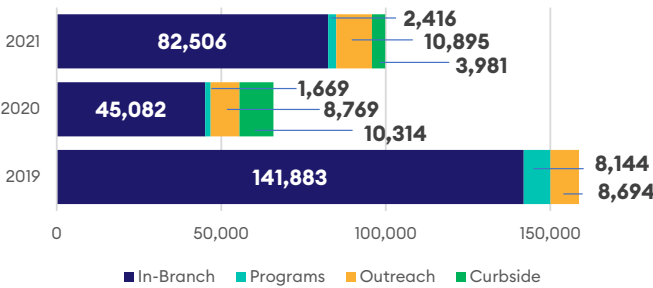
Byron Township Branch Statistics

Regional Manager I:Josh Bernstein
Regional Manager II:Eric DeHaan
Physical Collection Size:48,862 (6.8% of total)
Building Size:13,600 sq ft
Public Computers:5
Staff:8.7 FTEs
Open Hours:54.5 hrs/wk

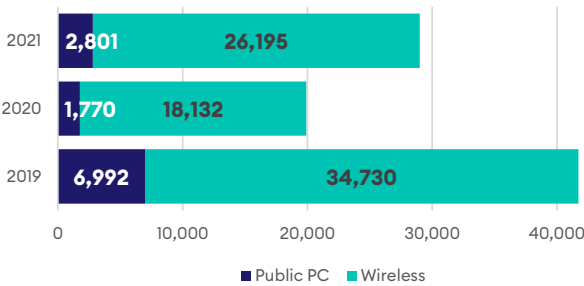
Circulation



People Served



Computer Log-Ins

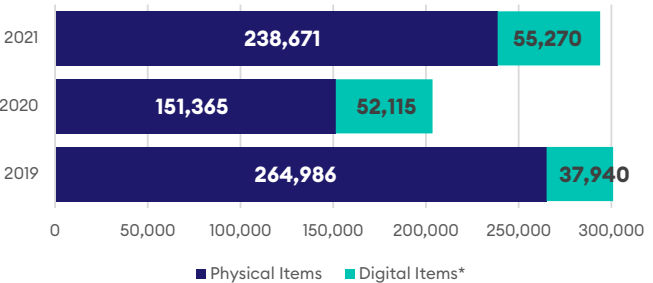


*2019 data based upon cloudLibrary, 2020 is a combination of cloudLibrary and OverDrive and 2021 is OverDrive only. Does not include Hoopla and other digital resources.

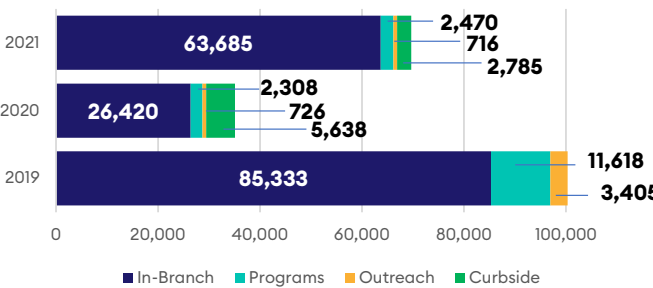
Caledonia Township Branch Statistics

Regional Manager I:Vanessa Walstra
Regional Manager II:Lulu Brown
Physical Collection Size:29,604 (4.1% of total)
Building Size:15,464 sq ft
Public Computers:11
Staff:8.0 FTEs
Open Hours:49 hrs/wk

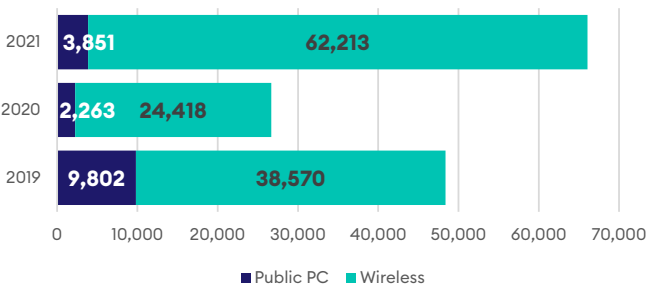
Circulation



People Served



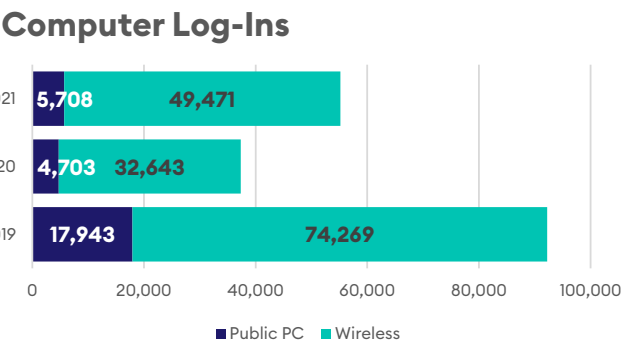
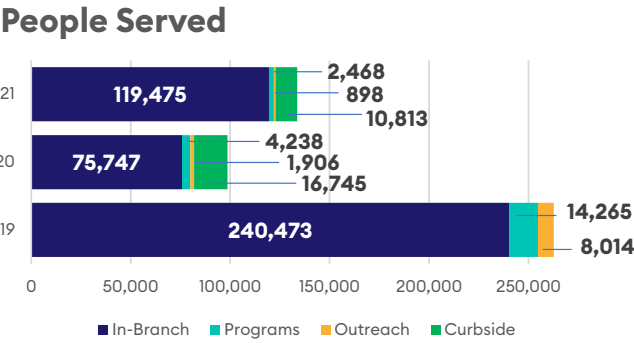
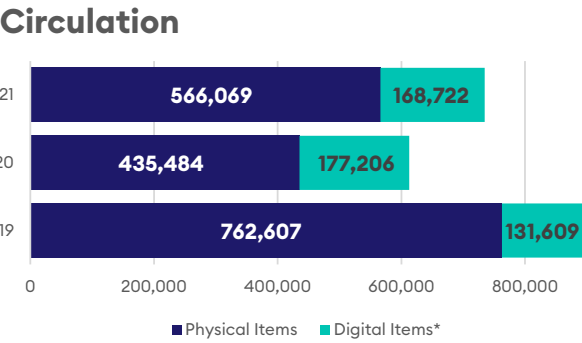
Computer Log-Ins



*2019 data based upon cloudLibrary, 2020 is a combination of cloudLibrary and OverDrive and 2021 is OverDrive only. Does not include Hoopla and other digital resources.

Cascade Township Branch Statistics

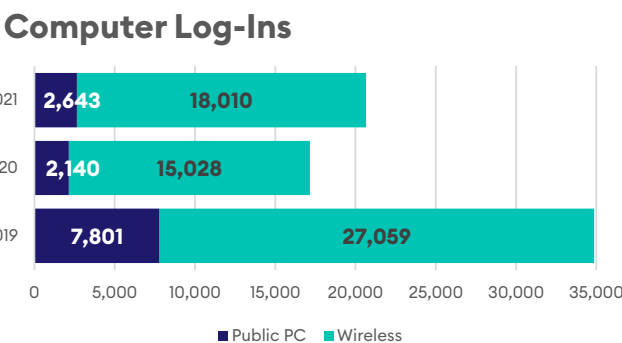
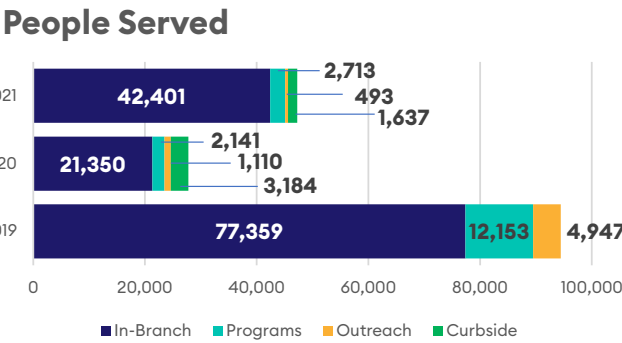
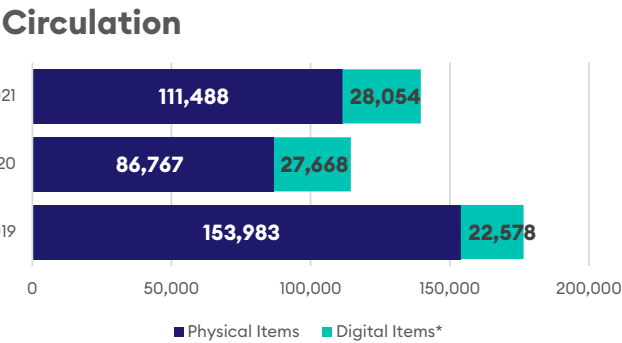
Regional Manager I:Vanessa Walstra
Regional Manager II:Lulu Brown
Physical Collection Size:77,282 (10.8% of total)
Building Size:30,400 sq ft
Public Computers:8
Staff:19.6 FTEs
Open Hours:62 hrs/wk



*2019 data based upon cloudLibrary, 2020 is a combination of cloudLibrary and OverDrive and 2021 is OverDrive only. Does not include Hoopla and other digital resources.

Comstock Park Branch Statistics

Regional Manager I:TBD
Regional Manager II:Tricia Hetrick
Physical Collection Size:16,415 (2.3% of total)
Building Size:4,095 sq ft
Public Computers:6
Staff:6.8 FTEs
Open Hours:45.5 hrs/wk

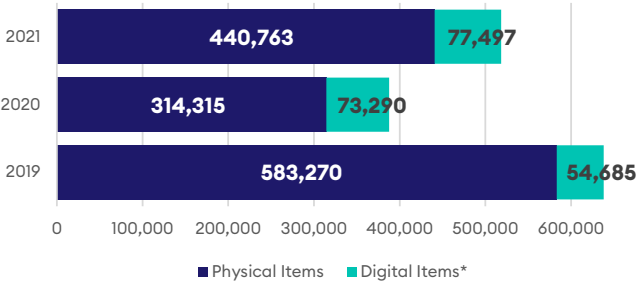


*2019 data based upon cloudLibrary, 2020 is a combination of cloudLibrary and OverDrive and 2021 is OverDrive only. Does not include Hoopla and other digital resources.

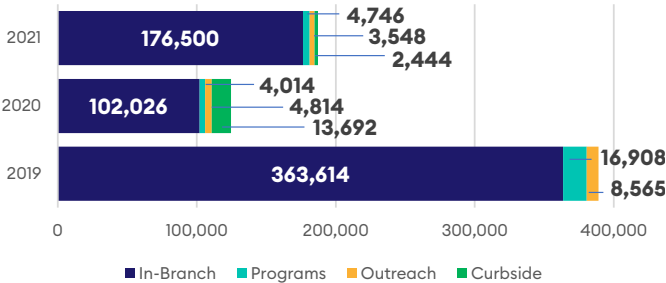
East Grand Rapids Branch Statistics

Regional Manager I:Scott Ninemeier
Regional Manager II:Shaunna Martz
Physical Collection Size:55,418 (7.8% of total)
Building Size:26,950 sq ft
Public Computers:16
Staff:14.8 FTEs
Open Hours:62 hrs/wk

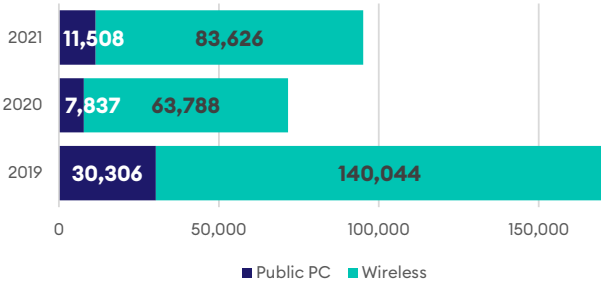
Circulation



People Served



Computer Log-Ins

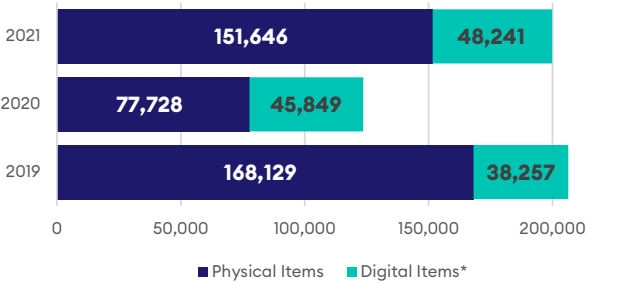


*2019 data based upon cloudLibrary, 2020 is a combination of cloudLibrary and OverDrive and 2021 is OverDrive only. Does not include Hoopla and other digital resources.

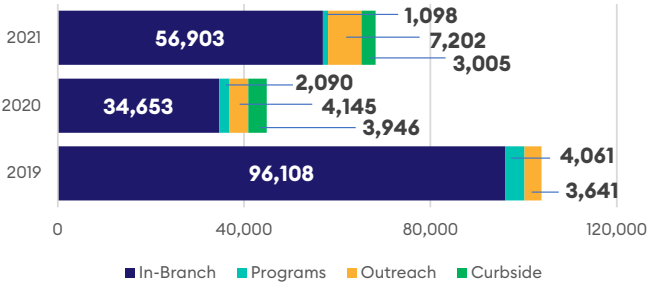
Englehardt (Lowell) Branch Statistics

Regional Manager I:Sandy Graham
Regional Manager II:Kurt Lardie
Physical Collection Size:25,589 (3.6% of total)
Building Size:8,771 sq ft
Public Computers:10
Staff:7.6 FTEs
Open Hours:46.5 hrs/wk

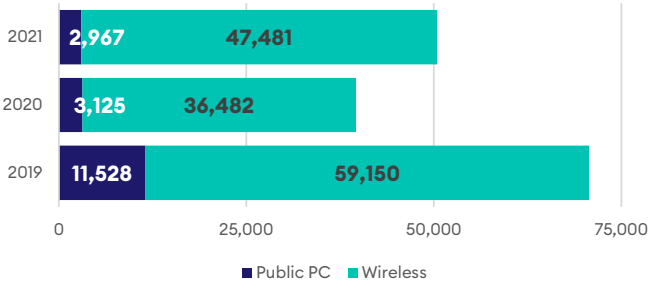
Circulation



People Served



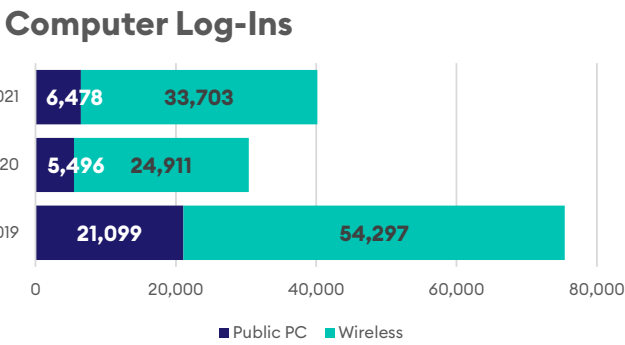
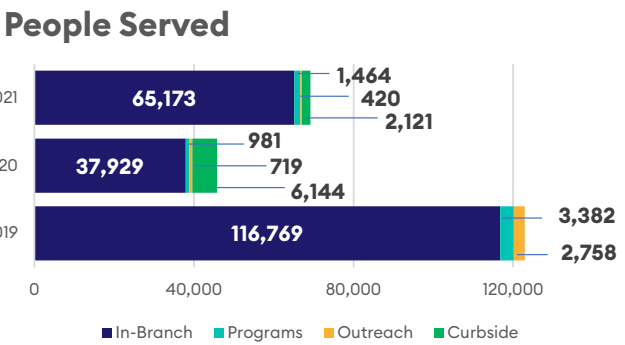
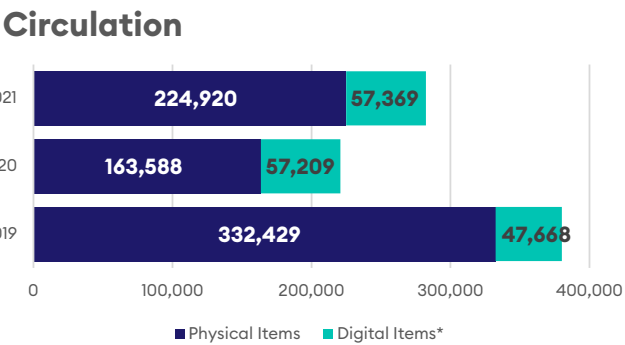
Computer Log-Ins



*2019 data based upon cloudLibrary, 2020 is a combination of cloudLibrary and OverDrive and 2021 is OverDrive only. Does not include Hoopla and other digital resources.

Gaines Township Branch Statistics

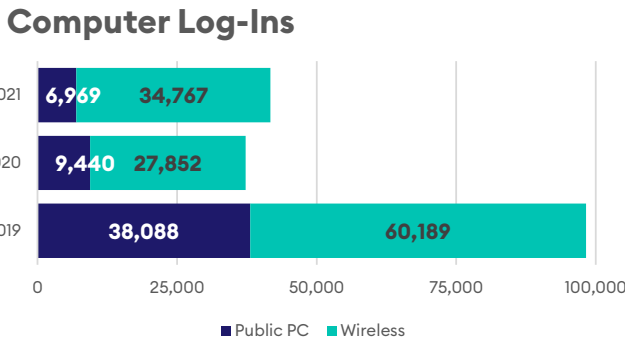
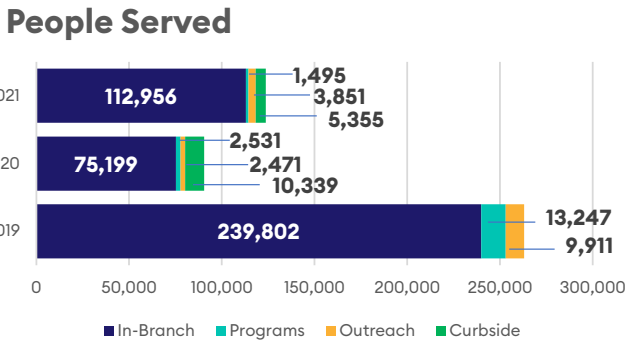
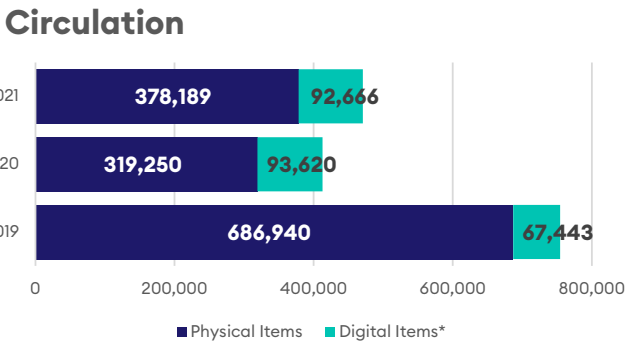
Regional Manager I:Cheryl Cammenga
Regional Manager II:Angela Culp
Physical Collection Size:33,351 (4.7% of total)
Building Size:10,400 sq ft
Public Computers:16
Staff:8.8 FTEs
Open Hours:54 hrs/wk



*2019 data based upon cloudLibrary, 2020 is a combination of cloudLibrary and OverDrive and 2021 is OverDrive only. Does not include Hoopla and other digital resources.

Grandville Branch Statistics

Regional Manager I:Josh Bernstein
Regional Manager II:Eric DeHaan
Physical Collection Size:53,597 (7.5% of total)
Building Size:26,535 sq ft
Public Computers:12
Staff:12.8 FTEs
Open Hours:62 hrs/wk



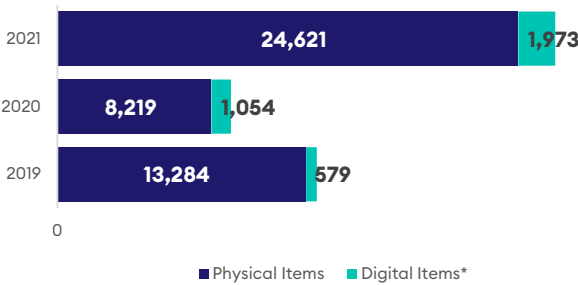
*2019 data based upon cloudLibrary, 2020 is a combination of cloudLibrary and OverDrive and 2021 is OverDrive only. Does not include Hoopla and other digital resources.

Kelloggsville Branch Statistics

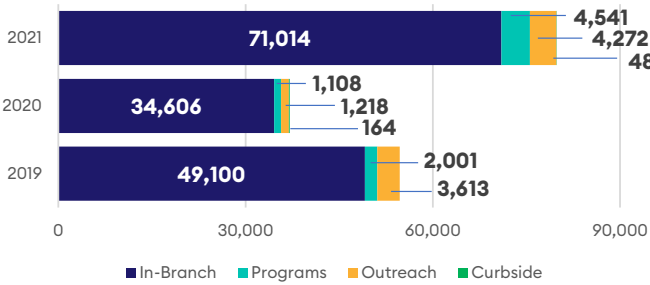
Regional Manager I:Anjie Gleisner
Regional Manager II:Karen Small
Physical Collection Size:7,940 (1.1% of total)
Building Size:6,500 sq ft
Public Computers:8
Staff:2.9 FTEs
Open Hours, School Year:14.5 hrs/wk
Open Hours, Summer:31 hrs/wk



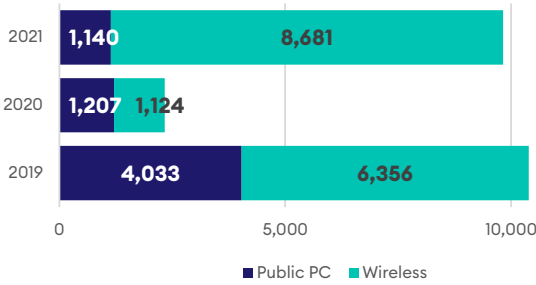
Circulation



People Served



Computer Log-Ins



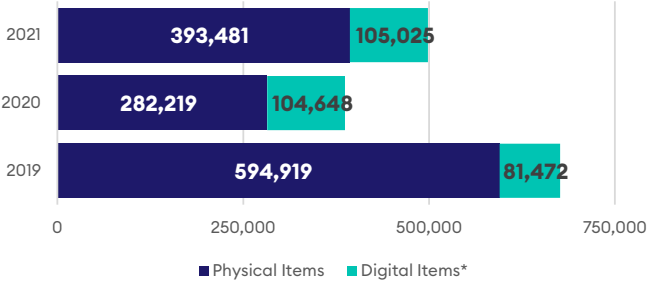
*2019 data based upon cloudLibrary, 2020 is a combination of cloudLibrary and OverDrive and 2021 is OverDrive only. Does not include Hoopla and other digital resources.

Kentwood (Richard L. Root) Branch Statistics

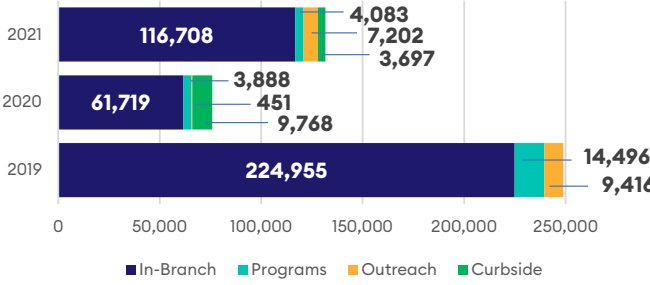
Regional Manager I:Cheryl Cammenga
Regional Manager II:Angela Culp
Physical Collection Size:60,168 (8.4% of total)
Building Size:45,489 sq ft
Public Computers:35
Staff:14.1 FTEs
Open Hours:62 hrs/wk



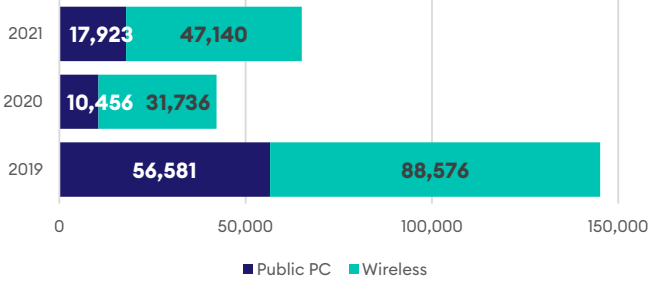
Circulation



People Served



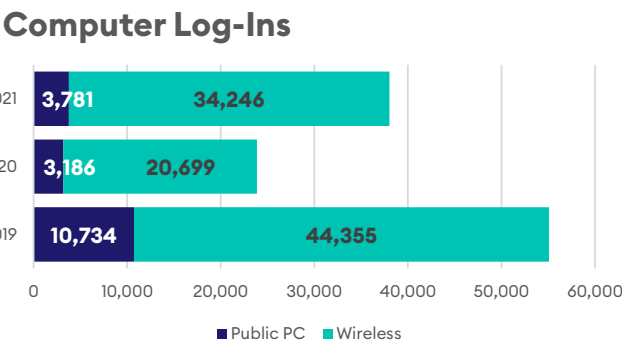
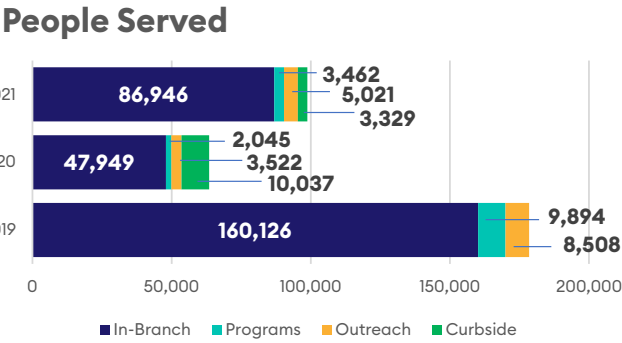
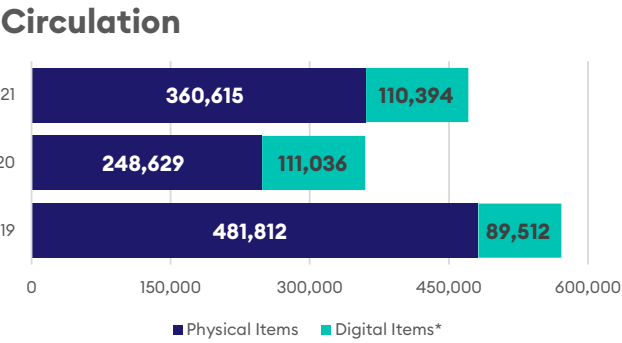
Computer Log-Ins



*2019 data based upon cloudLibrary, 2020 is a combination of cloudLibrary and OverDrive and 2021 is OverDrive only. Does not include Hoopla and other digital resources.

Krause Memorial (Rockford) Branch Statistics

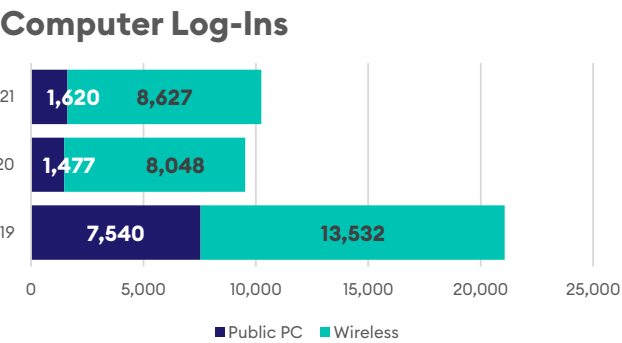
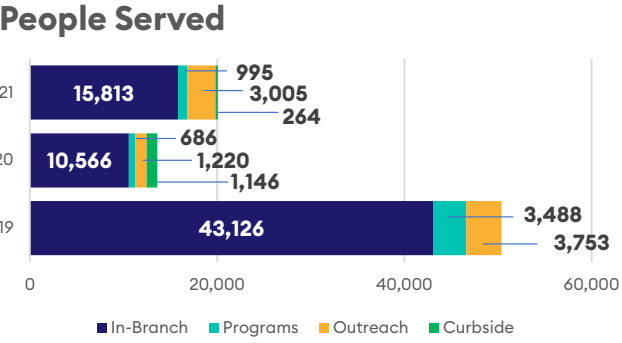
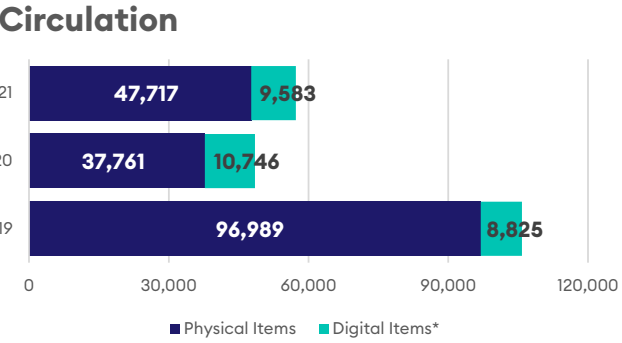
Regional Manager I:Jennifer German
Regional Manager II:Laura Youells
Physical Collection Size:38,822 (5.4% of total)
Building Size:9,500 sq ft
Public Computers:9
Staff:9.9 FTEs
Open Hours:54.5 hrs/wk



*2019 data based upon cloudLibrary, 2020 is a combination of cloudLibrary and OverDrive and 2021 is OverDrive only. Does not include Hoopla and other digital resources.

Nelson Township Branch Statistics

Regional Manager I:Jennifer German
Regional Manager II:Laura Youells
Physical Collection Size:15,438 (2.2% of total)
Building Size:8,736 sq ft
Public Computers:9
Staff:4.3 FTEs
Open Hours:42 hrs/wk

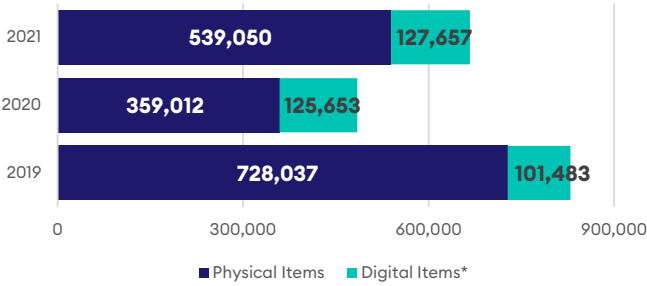


*2019 data based upon cloudLibrary, 2020 is a combination of cloudLibrary and OverDrive and 2021 is OverDrive only. Does not include Hoopla and other digital resources.

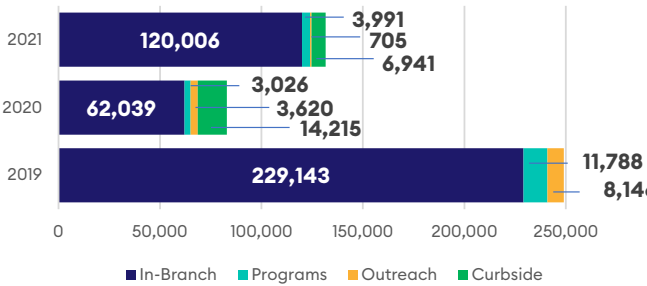
Plainfield Township Branch Statistics

Regional Manager I:TBD
Regional Manager II:Tricia Hetrick
Physical Collection Size:70,912 (9.9% of total)
Building Size:26,420 sq ft
Public Computers:19
Staff:13.8 FTEs
Open Hours:62 hrs/wk

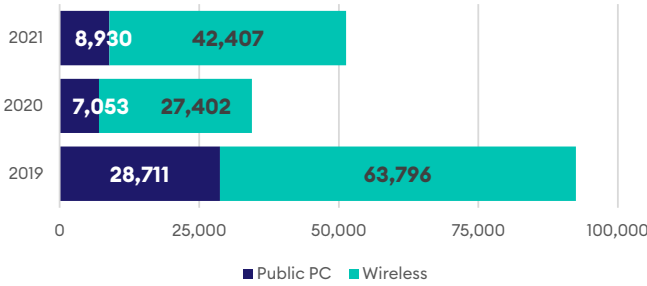
Circulation



People Served



Computer Log-Ins

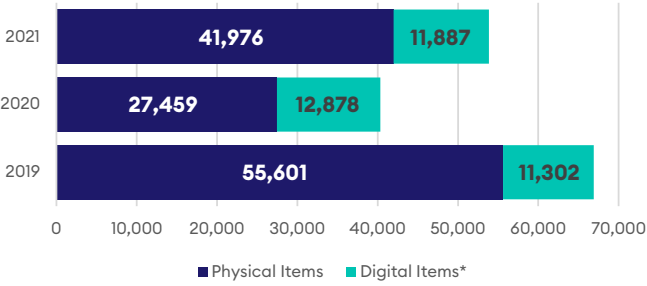


*2019 data based upon cloudLibrary, 2020 is a combination of cloudLibrary and OverDrive and 2021 is OverDrive only. Does not include Hoopla and other digital resources.

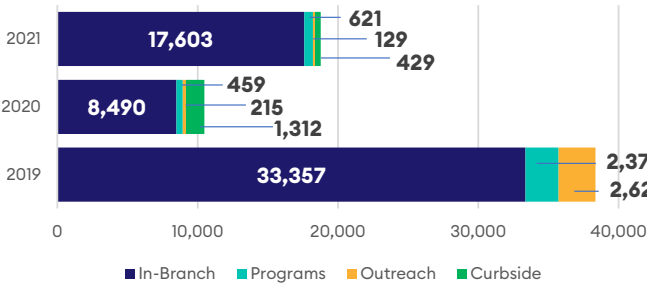
Spencer Township Branch Statistics

Regional Manager I:Jennifer German
Regional Manager II:Laura Youells
Physical Collection Size:10,061 (1.4% of total)
Building Size:2,000 sq ft
Public Computers:5
Staff:4.0 FTEs
Open Hours:40 hrs/wk

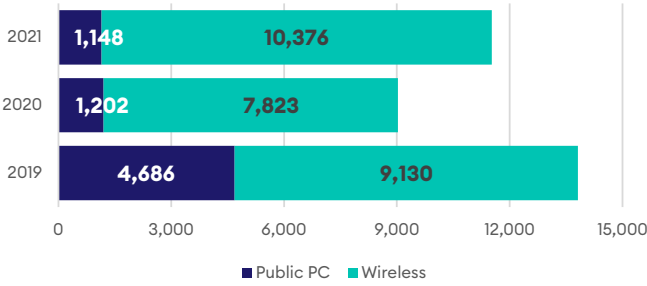
Circulation



People Served



Computer Log-Ins

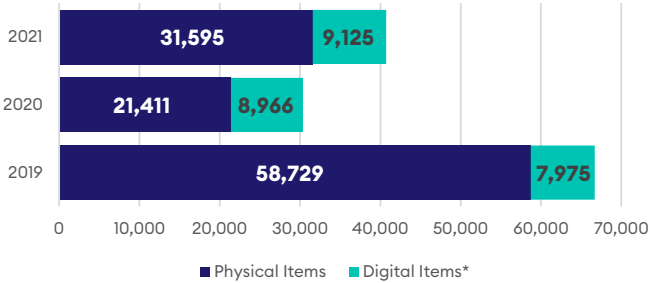


*2019 data based upon cloudLibrary, 2020 is a combination of cloudLibrary and OverDrive and 2021 is OverDrive only. Does not include Hoopla and other digital resources.

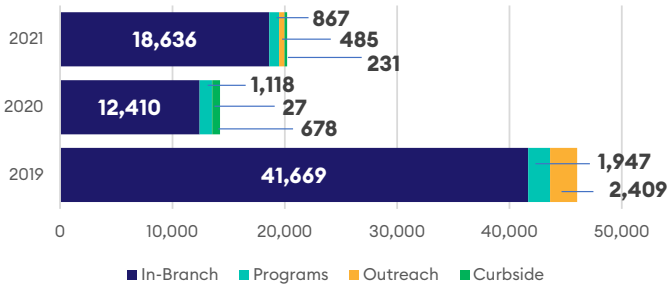
Tyrone Township Branch Statistics

Regional Manager I:Liz Knapp
Regional Manager II:Craig Buno
Physical Collection Size:8,834 (1.2% of total)
Building Size:4,239 sq ft
Public Computers:7
Staff:4.3 FTEs
Open Hours:35.5 hrs/wk

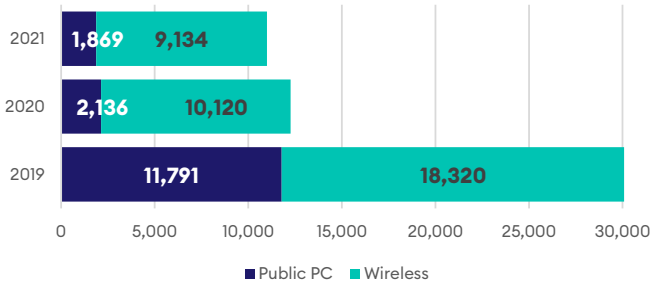
Circulation



People Served



Computer Log-Ins

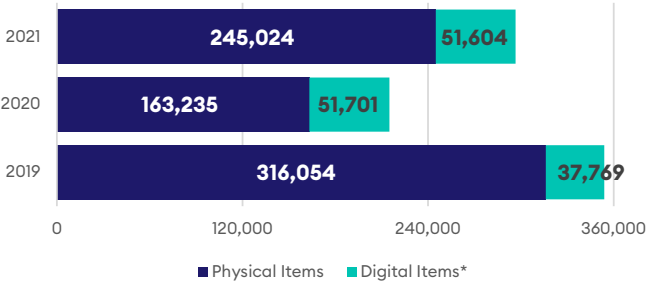


*2019 data based upon cloudLibrary, 2020 is a combination of cloudLibrary and OverDrive and 2021 is OverDrive only. Does not include Hoopla and other digital resources.

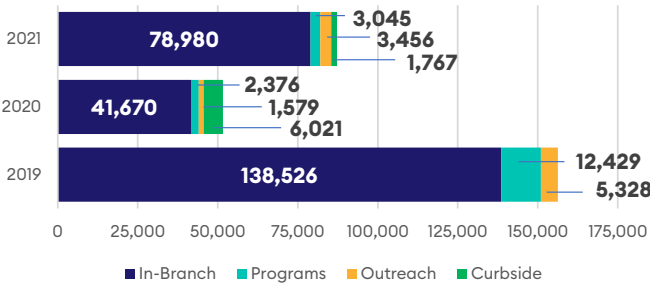
Walker Branch Statistics

Regional Manager I:Liz Knapp
Regional Manager II:Craig Buno
Physical Collection Size:39,355 (5.5% of total)
Building Size:8,898 sq ft
Public Computers:9
Staff:7.7 FTEs
Open Hours:57 hrs/wk

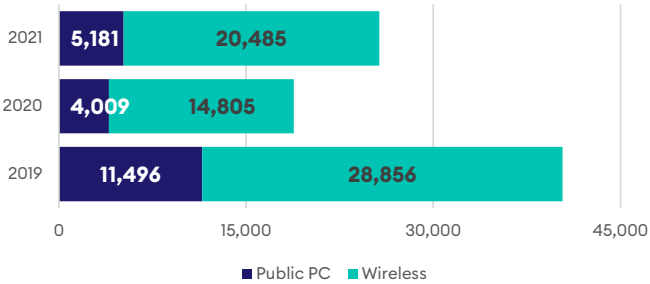
Circulation



People Served



Computer Log-Ins



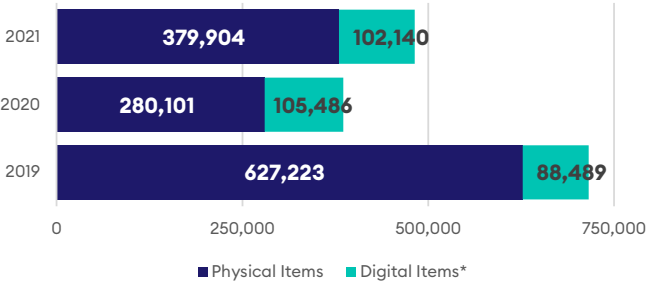
*2019 data based upon cloudLibrary, 2020 is a combination of cloudLibrary and OverDrive and 2021 is OverDrive only. Does not include Hoopla and other digital resources.

Wyoming Branch Statistics

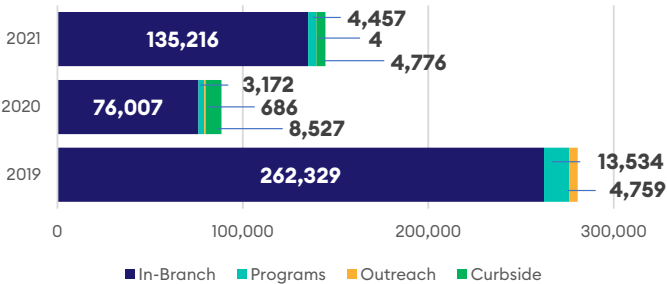
Regional Manager I:Anjie Gleisner
Regional Manager II:Karen Small
Physical Collection Size:65,011 (9.1% of total)
Building Size:48,950 sq ft
Public Computers:20
Staff:17.5 FTEs
Open Hours:62 hrs/wk



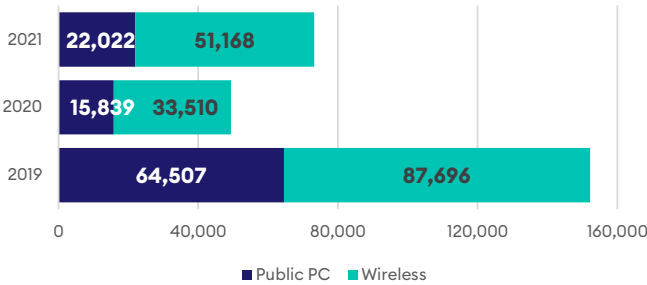
Circulation



People Served



Computer Log-Ins



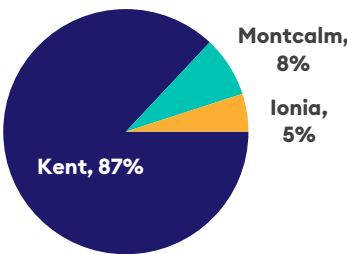
*2019 data based upon cloudLibrary, 2020 is a combination of cloudLibrary and OverDrive and 2021 is OverDrive only. Does not include Hoopla and other digital resources.

Talking Book and Braille Center

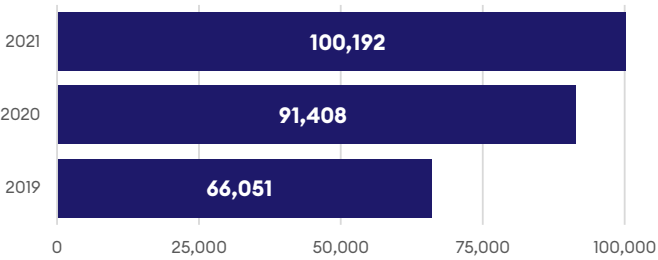
Accessibility and Inclusion Specialist:
Shelley Roossien

The Talking Book & Braille Center (TBBC) is a national program that provides accessible reading material to anyone who cannot read standard print because of a visual or physical impairment. Kent District Library’s TBBC serves Kent, Ionia and Montcalm counties under the direction of the Bureau of Services for Blind Persons Braille & Talking Book Library. In addition to providing Braille and audio materials (including audiobooks, described movies and audio magazines) to TBBC patrons, KDL has a suite of adaptive technology that includes a CCTV, a Braille embosser, a text-to-speech scanner and an accessible computer equipped with a large print keyboard, screen reading and Braille translation software packages.

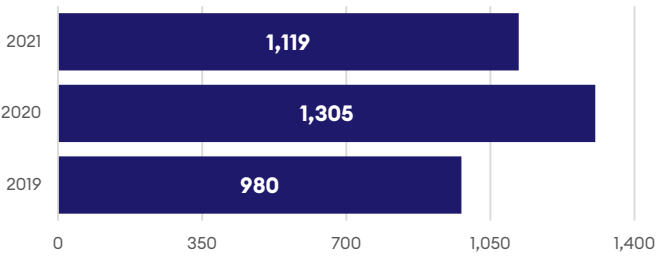
Borrowers by County



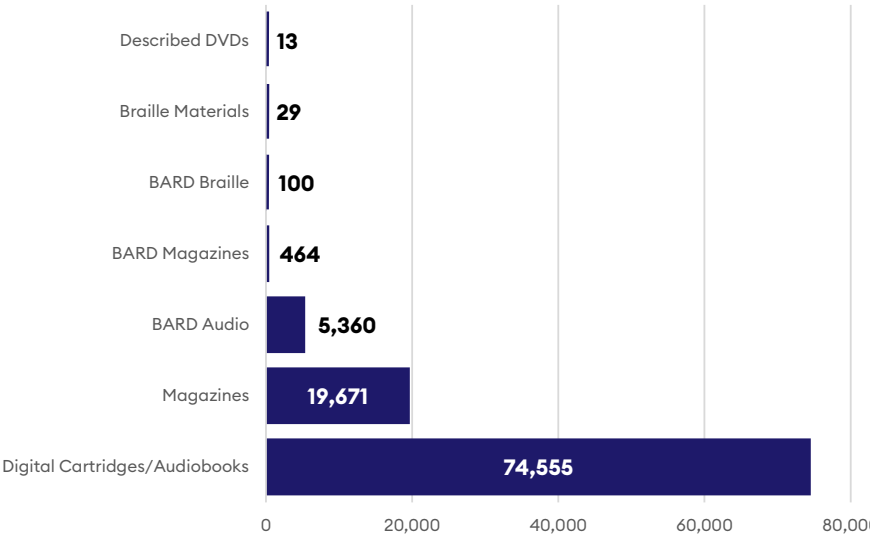
Circulation



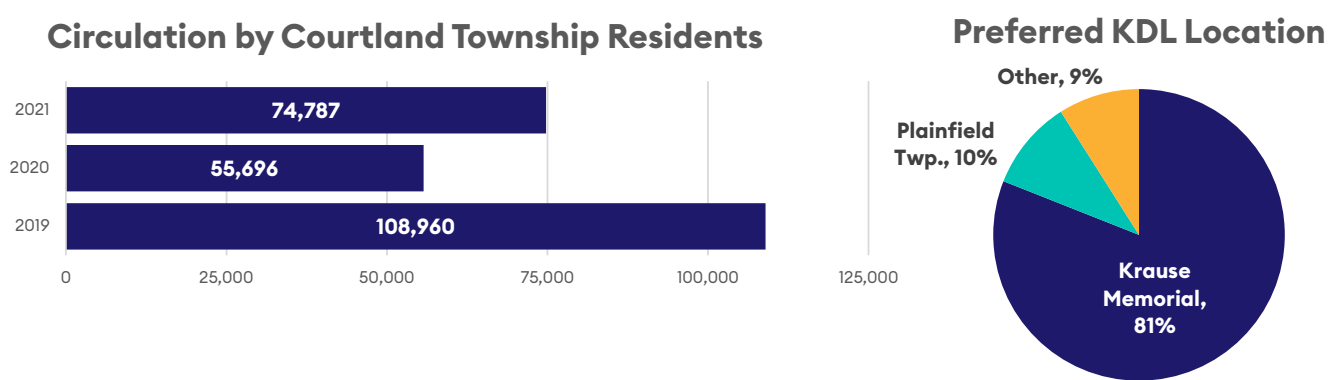
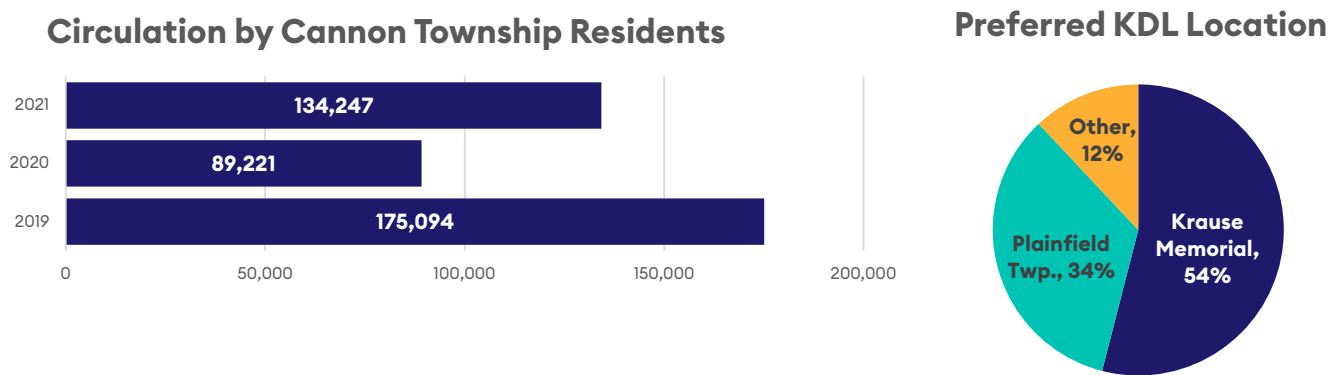
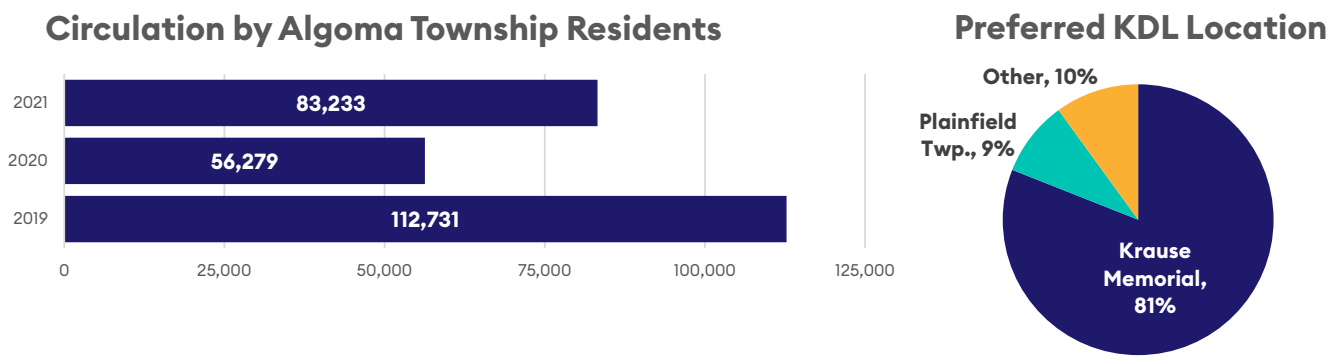
Active Borrowers



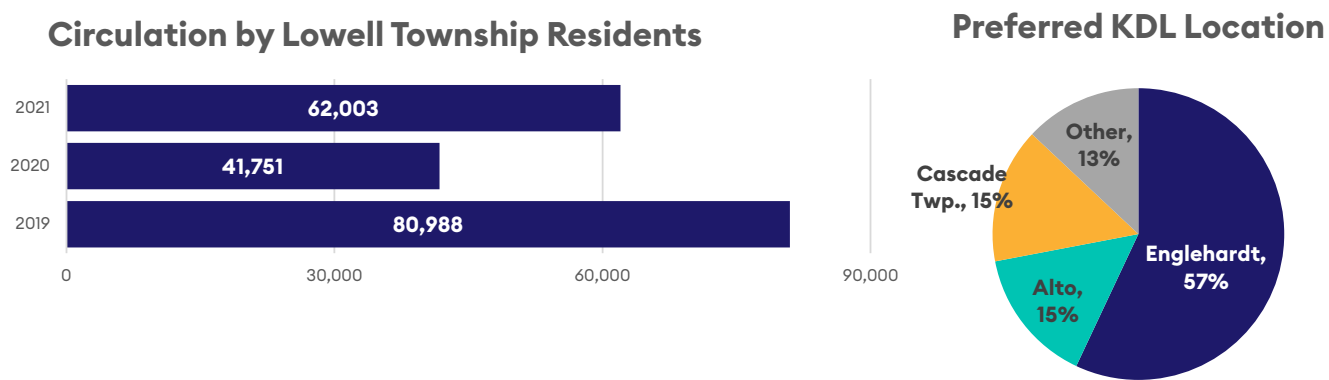
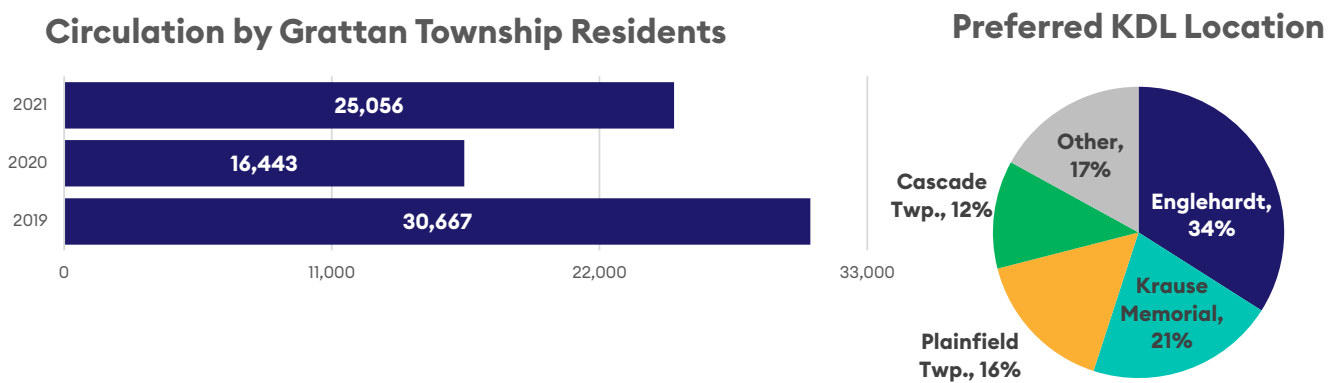
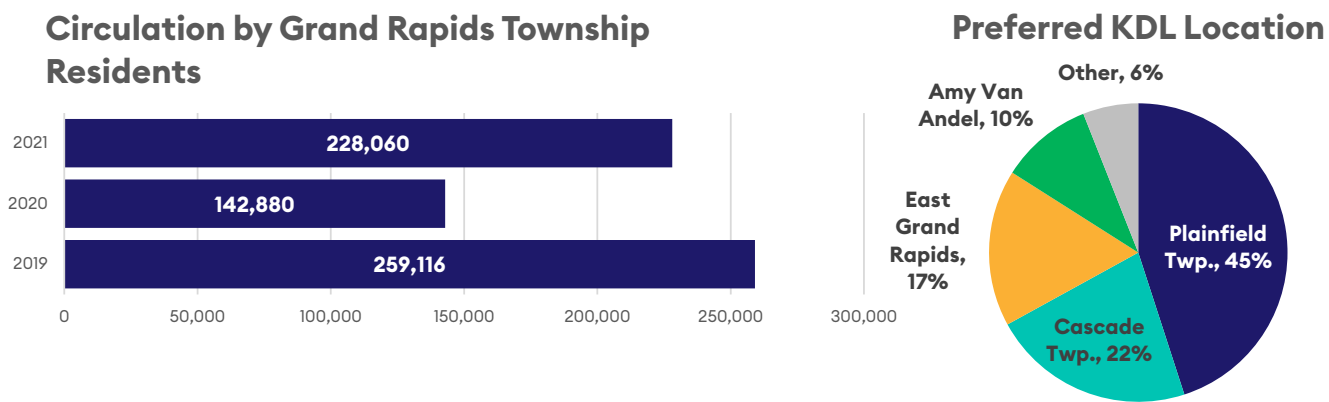
Circulation by Item Type



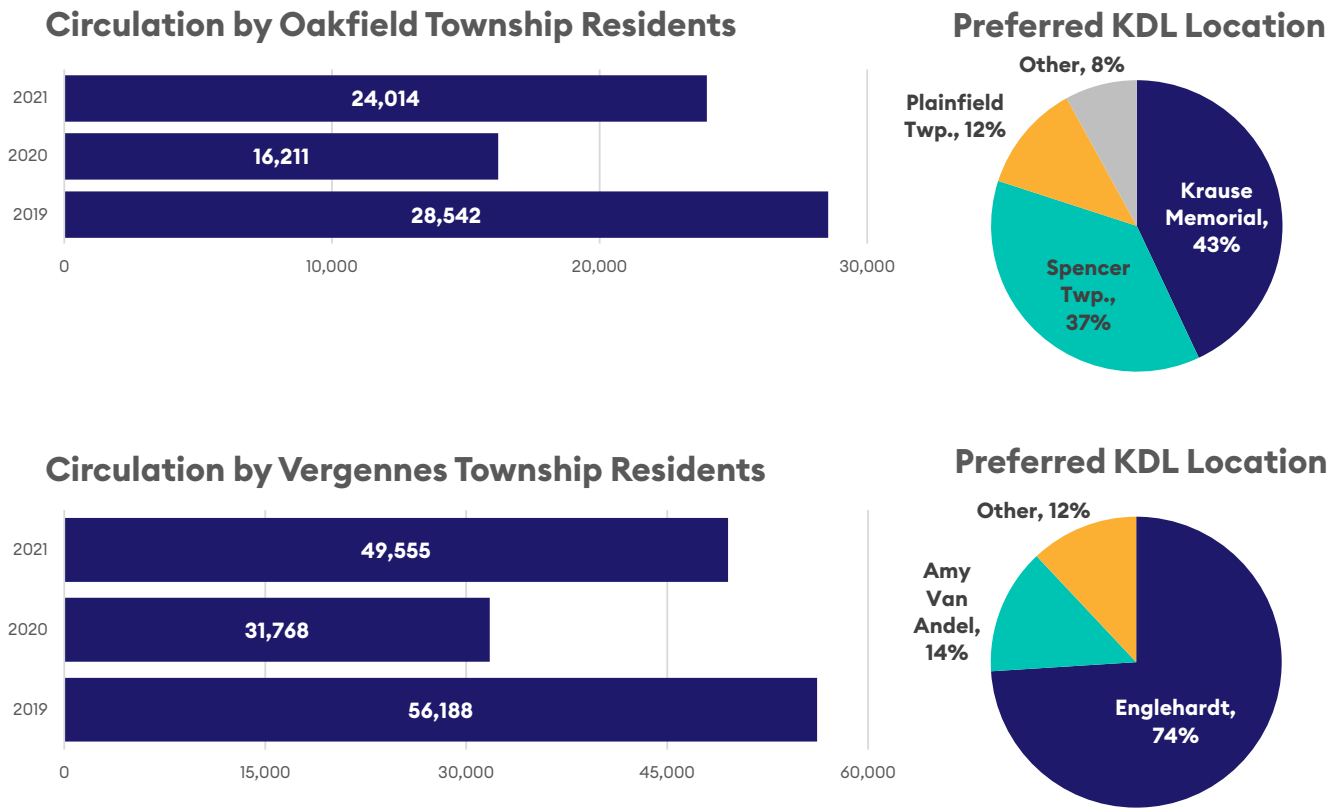
Municipalities in the Kent District Service Area



Municipalities in the Kent District Service Area

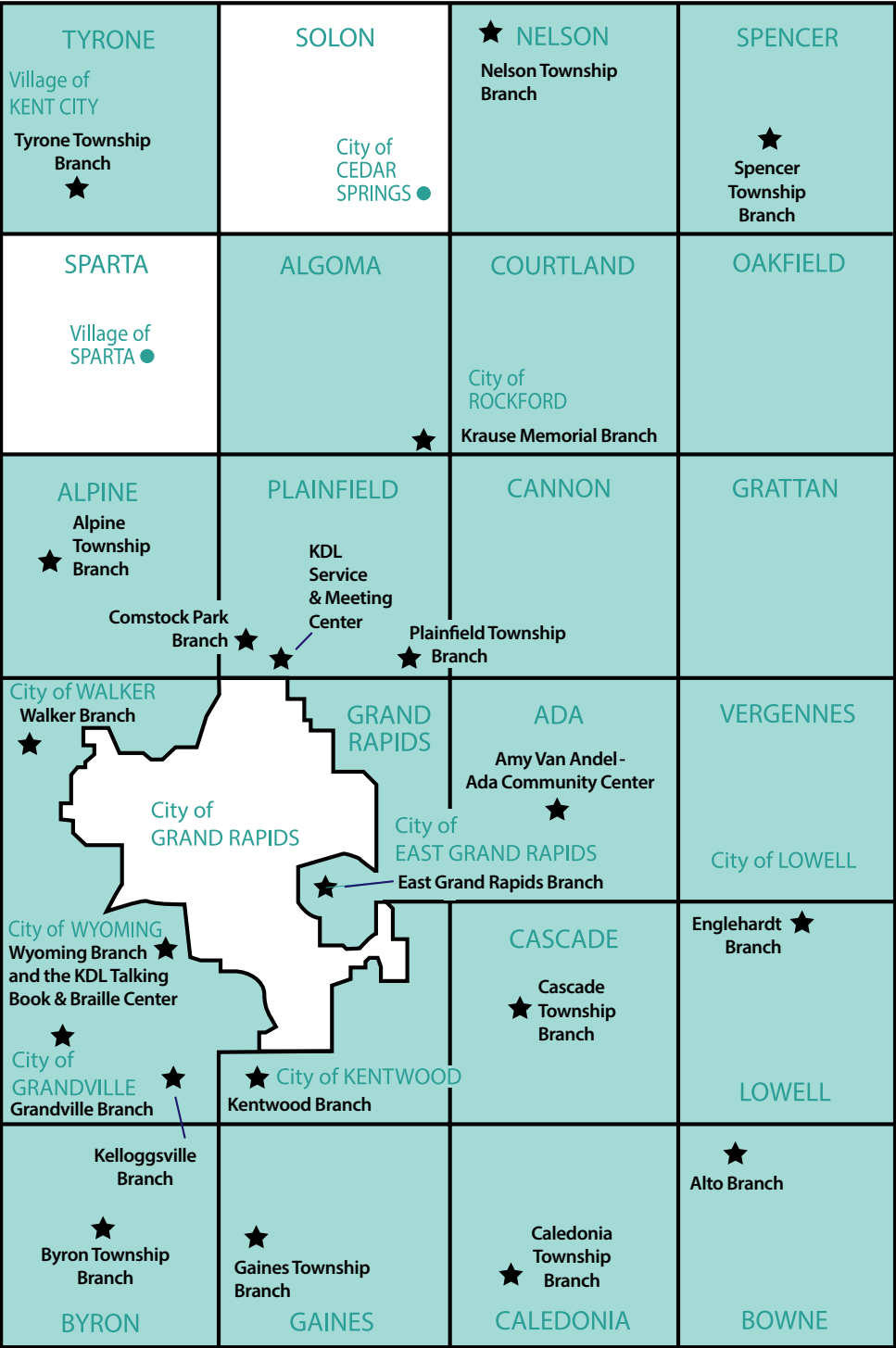


Municipalities in the Kent District Service Area



Kent District Library Service Area

The KDL service area includes all of Kent County except for the City of Grand Rapids, City of Cedar Springs, Solon Township, Sparta Township, the Village of Sparta and the portion of Bowne and Caledonia Townships within the Thornapple Kellogg school district.



Peer Comparison - National (2019 Institute of Museum and Library Services data)

<i>Kent District Library ranks #1 for physical circulation per capita and #2 for library visits per capita</i>					Per Capita Data								
Library	City	ST	Population of Legal Service Area	Total Operating Exenditures (millions)	Operating Expenditures	Physical Circulation	Circulation of Electronic Materials	Library Visits	Program Attendance	Public Internet Users	Wi-Fi Sessions	Books	Collection Expense
Kent District Library	Comstock Park	MI	395,660	\$22.7	\$57	17.15	2.33	6.83	0.44	0.95	2.14	1.9	\$10
Population (+/- 10%)													
Toledo-Lucas County Public Library	Toledo	OH	441,815	\$37.8	\$86	9.19	2.14	5.75	0.35	1.34	6.85	2.8	\$8
East Baton Rouge Parish Library	Baton Rouge	LA	440,059	\$37.8	\$86	4.96	2.09	5.81	0.95	1.19	2.79	3.5	\$12
Jefferson Parish Library	Metairie	LA	432,493	\$19.3	\$45	2.77	0.45	2.91	0.13	0.51	0.62	1.7	\$7
Sarasota County Public Libraries	Sarasota	FL	426,275	\$12.8	\$30	5.49	0.74	4.09	0.40	0.36	0.58	1.7	\$3
Dakota County Library	Eagan	MN	425,423	\$13.8	\$32	8.49	1.67	3.59	0.15	0.49	1.27	1.4	\$5
Carnegie Library of Pittsburgh	Pittsburgh	PA	399,948	\$34.1	\$85	12.04	1.57	6.81	0.55	1.14	1.06	3.8	\$12
Cleveland Public Library	Cleveland	OH	398,453	\$56.3	\$141	11.84	3.10	5.97	0.82	1.71	1.87	8.0	\$19
Rangeview Library District	Thornton	CO	394,587	\$18.8	\$48	4.11	1.37	2.64	0.21	0.53	0.24	0.7	\$7
Pioneer Library System	Norman	OK	394,333	\$17.7	\$45	6.46	1.53	4.07	0.43	0.61	0.22	1.3	\$8
New Orleans Public Library	New Orleans	LA	390,144	\$17.3	\$44	4.63	0.58	4.01	0.24	0.99	0.51	1.3	\$6
Loudoun County Public Library	Leesburg	VA	385,327	\$18.4	\$48	11.80	2.54	5.40	0.96	0.69	0.85	1.5	\$6
Solano County Library	Fairfield	CA	384,673	\$18.7	\$49	3.47	0.32	3.78	0.40	0.59	0.57	1.1	\$3
Richland County Public Library	Columbia	SC	384,504	\$28.9	\$75	7.85	3.49	3.98	0.15	1.45	2.75	1.8	\$11
Pal Public Library Cooperative	Bronson	FL	381,904	\$22.4	\$59	8.38	2.43	3.87	0.47	0.93	1.21	1.7	\$7
Akron-Summit County Public Library	Akron	OH	377,588	\$27.4	\$72	10.20	1.59	5.25	0.39	0.85	1.99	3.0	\$10
Saint Charles City-County Library District	St. Peters	MO	360,485	\$18.4	\$51	14.25	2.06	4.84	0.43	0.46	0.26	1.5	\$9
Budget (+/- 10%)													
Douglas County Libraries	Castle Rock	CO	342,847	\$23.9	\$70	15.96	3.76	4.94	0.52	0.34	2.49	1.4	\$11
DeKalb County Public Library	Decatur	GA	750,778	\$23.2	\$31	3.27	0.82	3.08	0.15	2.31	0.38	1.2	\$3
Pal Public Library Cooperative	Bronson	FL	381,904	\$22.4	\$59	8.38	2.43	3.87	0.47	0.93	1.21	1.7	\$7
Kansas City Public Library	Kansas City	MO	218,765	\$21.8	\$100	5.67	3.14	7.56	0.57	2.68	0.67	2.7	\$10
Gwinnett County Public Library System	Lawrenceville	GA	966,881	\$20.9	\$22	3.95	0.68	2.87	0.28	1.99	1.00	0.9	\$2
Madison Public Library	Madison	WI	275,445	\$20.7	\$75	10.73	1.68	6.40	0.43	0.83	9.48	2.1	\$4
Harford County Public Library	Belcamp	MD	251,032	\$20.6	\$82	11.18	2.30	6.15	1.41	0.93	1.11	2.2	\$11
Louisville Free Public Library	Louisville	KY	770,377	\$20.6	\$27	3.87	0.61	3.03	0.32	0.84	0.24	1.6	\$3

State Comparison (2019-2020 Michigan Public Library Statistics)

Library	Collection Turnover	Number of Registered Borrowers	% of Operating Expenditures On Materials	Total Annual Visits	Total Circulation (All Materials)	Circulation of Electronic Materials	Total Operating Expenditures	Total Operating Income	Total Program Attendance (in-person and virtual)	Public PC Sessions	Wi-Fi Sessions
Kent District Library	6.0	174,795	15.7%	2,597,751	7,657,150	1,010,852	\$23,584,655	\$25,698,639	478,617	347,635	906,673
KDL Michigan Ranking	2nd	1st	2nd	1st	1st	1st	2nd	2nd	1st	1st	2nd
Ann Arbor District Library	10.8	59,935	10.5%	1,223,413	5,872,394	936,633	\$15,771,904	\$18,042,413	134,398	88,089	2,565,500
Capital Area District Libraries	3.1	76,472	13.9%	1,071,352	2,501,486	576,849	\$12,087,428	\$12,440,115	224,347	193,876	213,940
Clinton-Macomb Public Library	4.6	150,799	15.5%	622,143	1,823,206	112,635	\$6,263,183	\$8,349,392	83,119	110,469	79,310
Detroit Public Library	0.2	112,034	3.2%	2,214,811	427,759	170,349	\$33,311,356	\$28,379,385	169,123	174,088	170,888
Genesee District Library	2.1	142,664	16.1%	938,777	1,441,580	363,728	\$10,556,522	\$9,552,974	36,585	144,021	62,209
Grand Rapids Public Library	1.3	59,906	12.4%	452,094	1,170,625	424,512	\$11,336,021	\$12,280,560	32,728	67,738	194,241
Jackson District Library	3.1	54,906	13.7%	529,562	1,788,644	216,860	\$7,948,197	\$9,039,399	113,212	160,675	59,014
Monroe County Library System	2.2	25,015	9.9%	146,120	1,046,264	139,681	\$7,925,691	\$8,163,607	138,273	167,432	45,634
Saint Clair County Library System	1.1	58,832	11.1%	459,004	529,242	70,995	\$4,693,782	\$5,169,510	27,335	72,290	28,097
Sterling Heights Public Library	1.5	62,882	9.3%	149,962	492,664	111,657	\$2,816,554	\$2,816,555	75,411	35,843	92,418
Warren Public Library	1.4	56,345	9.0%	180,391	533,409	54,468	\$3,896,934	\$5,457,636	18,071	38,799	80,765



814 W. River Center Dr. NE, Comstock Park, MI 49321 // kdl.org

Kent District Library is a public library system operating 20 branch libraries and a Bookmobile that serve more than 439,000 residents of 27 different municipalities throughout Kent County. KDL enriches lives by providing information, ideas and excitement. It is an IRS-designated 501(c)(3) nonprofit supported by millage dollars and private donations. KDL is a member of the Lakeland Library Cooperative. For more information, visit kdl.org.

Copyright 2022, Kent District Library. All rights reserved.