

Getting started with NOOK

NOOK Simple Touch, the original Glowlight, NOOK Glowlight 3, NOOK Color and the original NOOK Tablet

What is a NOOK ereader?

The Barnes and Noble NOOK (commonly referred to as simply NOOK) is a brand of ereaders developed by Barnes and Noble.

NOOK and the Library

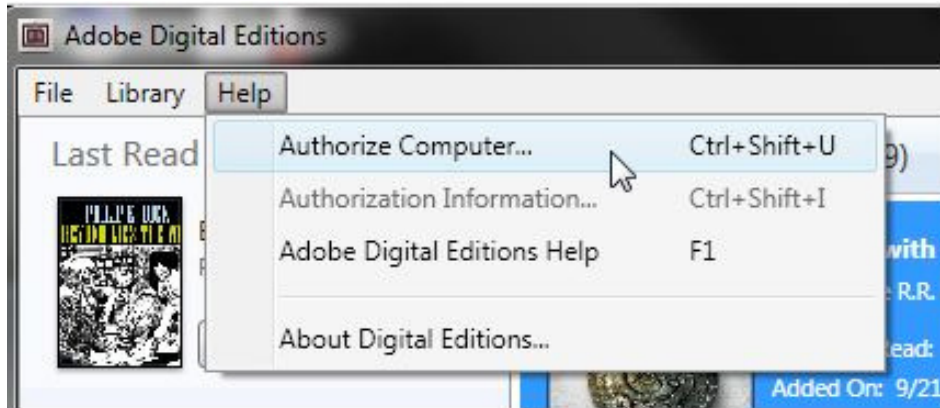
On some NOOK ereaders (which include black-and-white-screen devices like the NOOK Simple Touch, original NOOK Glowlight and Glowlight 3) and on the earliest NOOK tablets (the NOOK Color and original NOOK Tablet), you can transfer library ebooks from a computer using **Adobe Digital Editions (ADE)**. While the NOOK Color and original NOOK Tablet are technically tablets, they work like ereaders with OverDrive.

Downloading and Authorizing Adobe Digital Editions on Your Computer

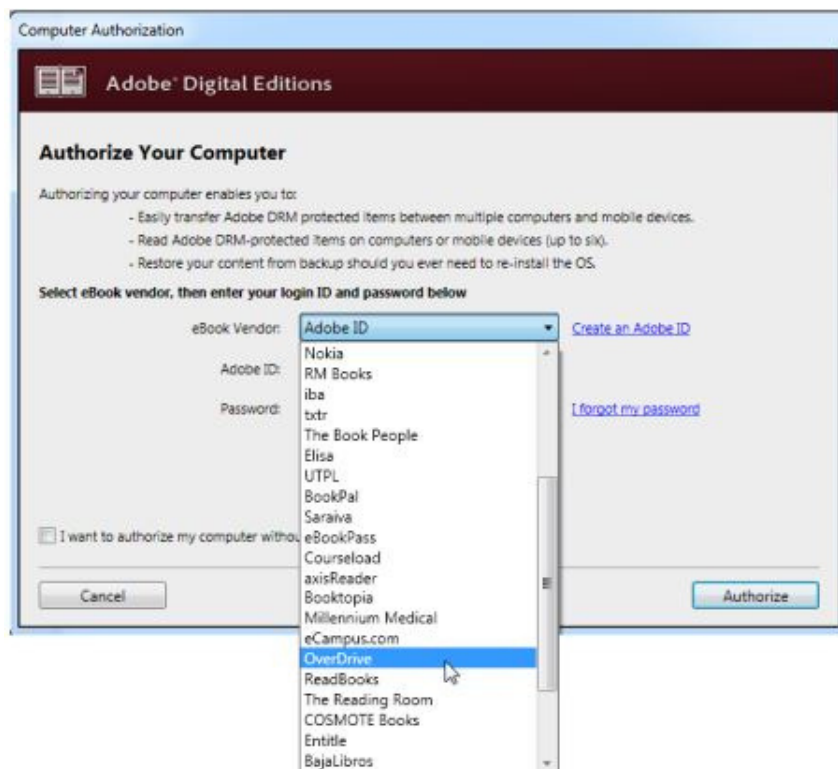
Download the version of ADE that correctly corresponds with computer from the [Adobe website](#).

Downloading and Authorizing ADE

If you are not prompted to authorize ADE the first time you open it, go to Help > Authorize Computer.



Select OverDrive (recommended) or Adobe ID from the eBook Vendor drop-down menu.



Enter your email address (or Adobe ID) and password, then select **Authorize**.

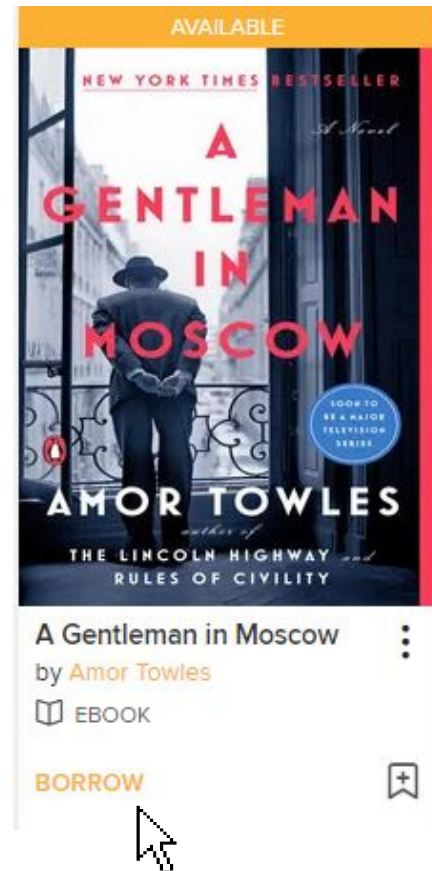
Checking Items Out

Connect your ereader to your computer.

Browse and Check items out

On your computer, open KDL's digital collection at: www.kdl.overdrive.com and sign in to your account by entering your library card number.

Search for or browse the collection for your next read and **Borrow** an ebook.



Click the **Download** button after borrowing the ebook. Downloaded ebooks open in ADE.

Transferring to your ereader

Open the **Library** view in ADE (click the Library button in the top-left corner, if needed).

Drag and drop the ebook into your ereader, which should appear on the left under “devices”.

Note: You may need to accept a file-transfer prompt on your ereader in order for it to appear in ADE.

Note: During the transfer process, your ereader will be automatically authorized with the same Adobe ID or Overdrive account that you used on your computer.

Once the ebook is transferred, it’s time to enjoy your book! Happy reading!

"Getting Started with Ereaders". Overdrive. (2023, September).<https://help.overdrive.com/en-us/0481.html>