

Sea Foam

WHAT YOU NEED:

- Bowl
- Measuring cup and spoon
- Dish soap
- Water
- Hand mixer or whisk
- Food coloring (optional)
- Small bath or plastic waterproof toys (optional)
- Tongs (optional)



HOW TO:

1. To make your sea foam, mix or whisk 2 Tablespoons dish soap into $\frac{1}{4}$ cup water. Add a few drops of food coloring (optional). Can you see the tiny bubbles that create the foam? What does the foam feel like?
2. Add the toys to the sea foam. Use the tongs to find all the toys hidden in the bubbles. How many can you find?

WHAT'S HAPPENING?


Sea foam is created as waves and currents churn up decaying matter in the water. The materials mix together and wash ashore as sea foam.




FUN FACT

Some types of seafoam can glow in the dark! This happens when the foam contains bioluminescent plankton, which emits light when disturbed, creating a magical glowing effect on the waves or foam at night.


Related Books:



Ocean! Waves For All,
by Stacy McAnulty



The Sea Knows,
by Alice B. McGinty



Did You Know? Ocean,
by Steve Setford



A Turtle's View of the Ocean Blue,
by Catherine Barr



kdli.org/summer